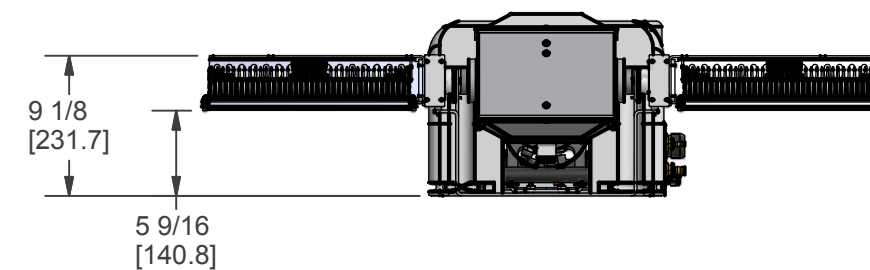
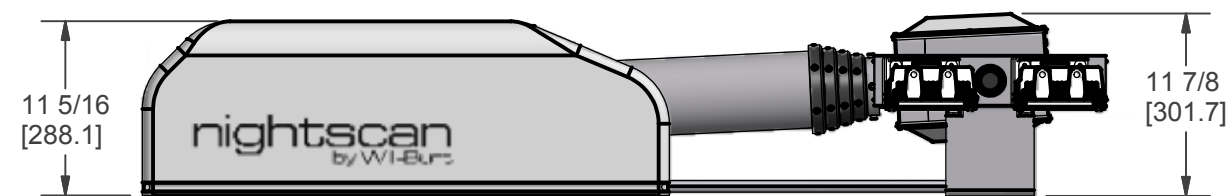
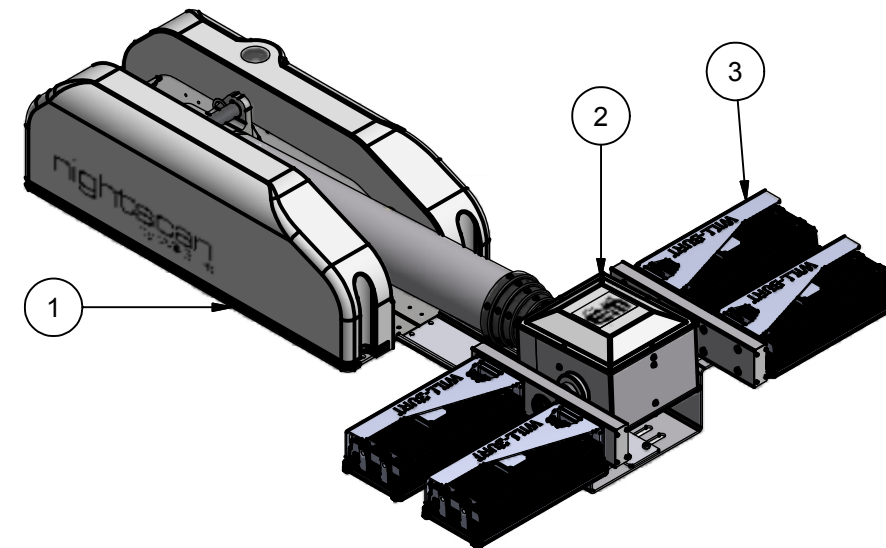
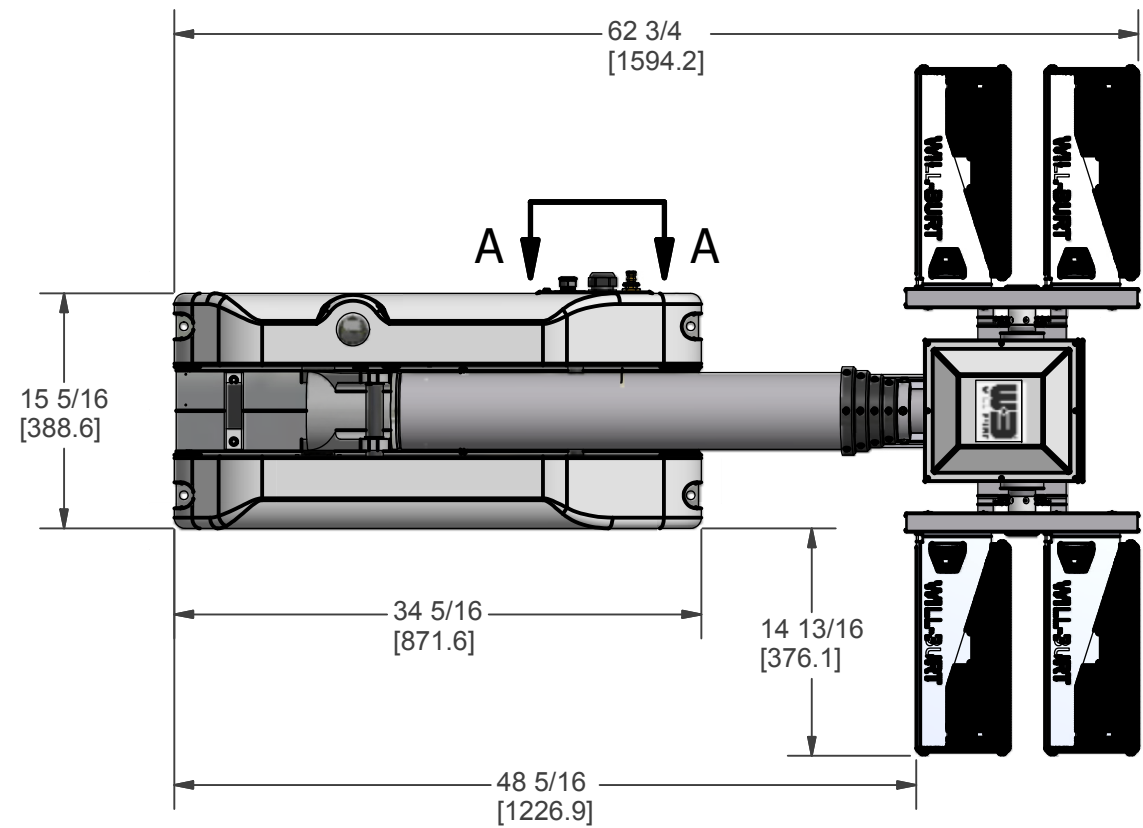


REVISION HISTORY				
ECN	REV	DESCRIPTION	DATE	BY/APPR
12786	00	INITIAL RELEASE	6/29/2015	RCC



NOTES:  
SECONDARY DIMENSIONS - MILLIMETERS NOTED IN BRACKETS

APPROX. WT:161.7 lbmass

THIRD ANGLE PROJECTION



**UNLESS OTHERWISE SPECIFIED DIMENSIONS ARE IN INCHES.**  
TOLERANCES ON DECIMALS ANGLES  
0 = ± 0.030 ± 1/2°  
.00 = ± 0.015  
.000 = ± 0.010  
FRACTIONAL ± 1/64"  
1. ALL INSIDE EDGES TO HAVE .005" TO .035" FILLETS.  
2. ALL OUTSIDE EDGES TO HAVE .005" TO .015" CHAMFER OR RADIUS.  
125√ ON ALL MACHINED SURFACES

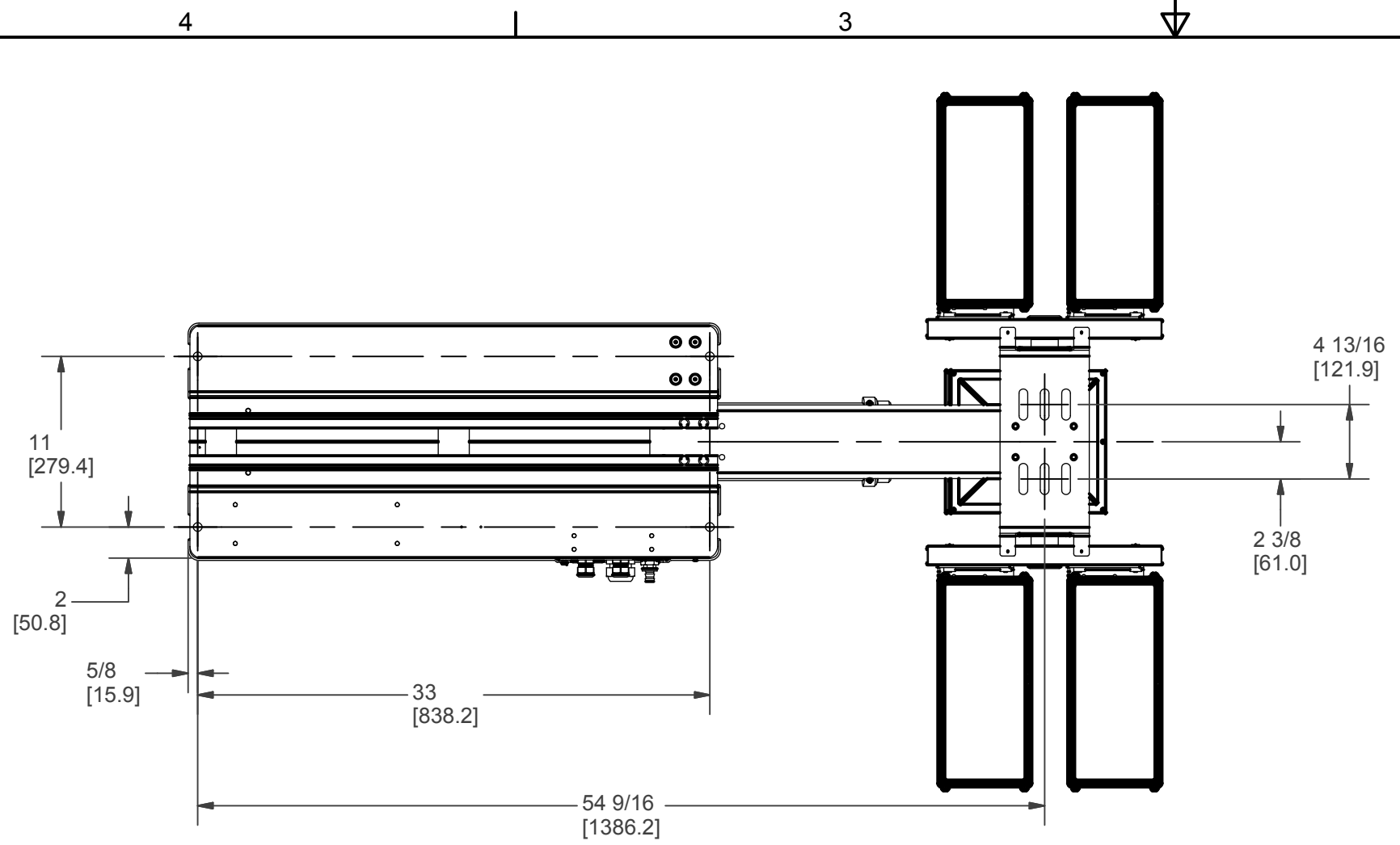
**PROPRIETARY AND CONFIDENTIAL**  
THE INFORMATION CONTAINED IN THIS DRAWING IS THE SOLE PROPERTY OF THE WILL-BURT COMPANY ANY REPRODUCTION IN PART OR WHOLE WITHOUT THE WRITTEN PERMISSION OF THE WILL-BURT COMPANY IS PROHIBITED.

**WILL-BURT** AN EMPLOYEE OWNED COMPANY  
ORRVILLE, OH

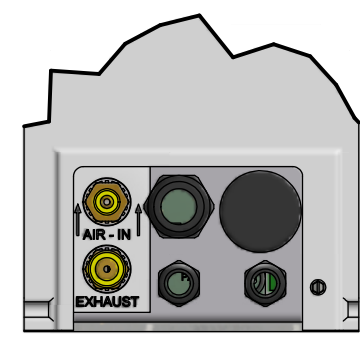
TITLE  
**NS 3.0 720 (4X180) WHL MAX  
120VAC FLD/8°SPT**

APPROVALS	DATE
DRAWN RCC	4/29/2015
CHECKED	

SIZE	DWG NO	REV
B	721030040	00
PN: 721030040		SHEET 1 OF 2



BOTTOM VIEW  
MOUNTING BOLT PATTERN



SECTION A-A  
ROTATED 180°

NOTES:

- 1 APPLY RTV #739 OR EQUAL TO ALL OPEN HOLES
- 2 SEE WIRING DIAGRAM WD-46276 FOR WIRING DETAILS
- 3 SET LIGHT BARS HOME POSITION PARALLEL TO BASE PLATE WHEN STOWED
- 4 APPLY LOCTITE #242 OR EQUAL TO ALL THREADS UNLESS OTHERWISE NOTED
- 5 APPLY A COAT OF SILICONE GREASE TO RCP MOTOR BORES PRIOR TO SHAFTS BEING INSTALLED
- 6 INSTALL GROUND WIRE ASSEMBLY TO BOARD AND RCP HOUSING

APPROX. WT:161.7 lbmass

THIRD ANGLE PROJECTION



**UNLESS OTHERWISE SPECIFIED DIMENSIONS ARE IN INCHES.**  
 TOLERANCES ON DECIMALS ANGLES  
 0 = ± 0.030 ± 1/2°  
 00 = ± 0.015  
 000 = ± 0.010  
 FRACTIONAL ± 1/64"  
 1. ALL INSIDE EDGES TO HAVE .005" TO .035" FILLETS.  
 2. ALL OUTSIDE EDGES TO HAVE .005" TO .015" CHAMFER OR RADIUS.  
 125 ON ALL MACHINED SURFACES

BOM			
ITEM	QTY	PART NUMBER	DESCRIPTION
1	1	4627603	BASE ASSEMBLY POWERLITE 10 FT CLR
2	1	4742501	RCP ASSEMBLY NSP STD
3	1	5034103	KIT, LIGHT WHL MAX LED 720W (4) X 180 120VAC
4	1	4706703	LABEL KIT-CLEAR CE (NOT SHOWN)
5	1	4807801	KIT, SHIPPING NSP (NOT SHOWN)

**PROPRIETARY AND CONFIDENTIAL**  
 THE INFORMATION CONTAINED IN THIS DRAWING IS THE SOLE PROPERTY OF THE WILL-BURT COMPANY ANY REPRODUCTION IN PART OR WHOLE WITHOUT THE WRITTEN PERMISSION OF THE WILL-BURT COMPANY IS PROHIBITED.



TITLE  
**NS 3.0 720 (4X180) WHL MAX 120VAC FLD/8°SPT**

APPROVALS	DATE
DRAWN RCC	4/29/2015
CHECKED	

SIZE	DWG NO	REV
B	721030040	00
PN: 721030040		SHEET 2 OF 2