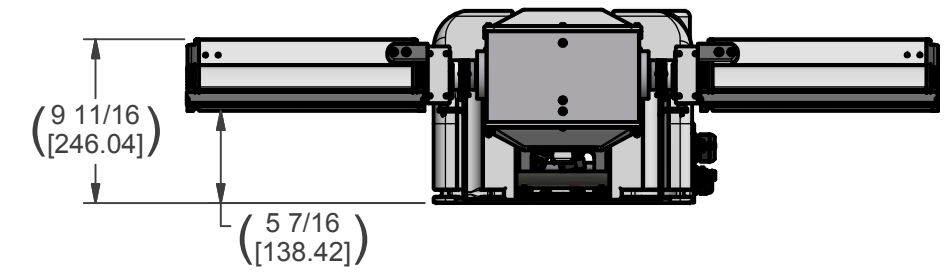
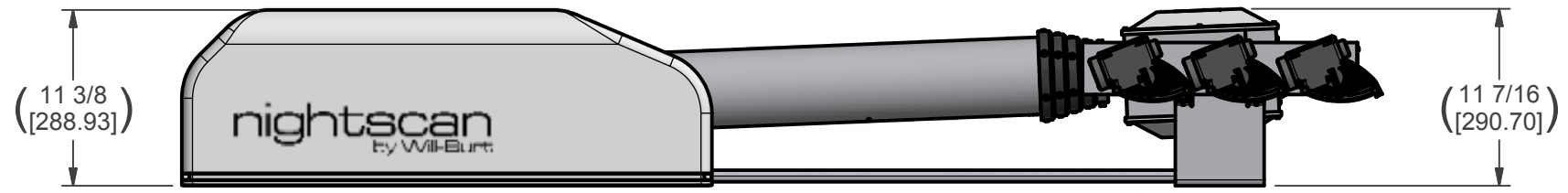
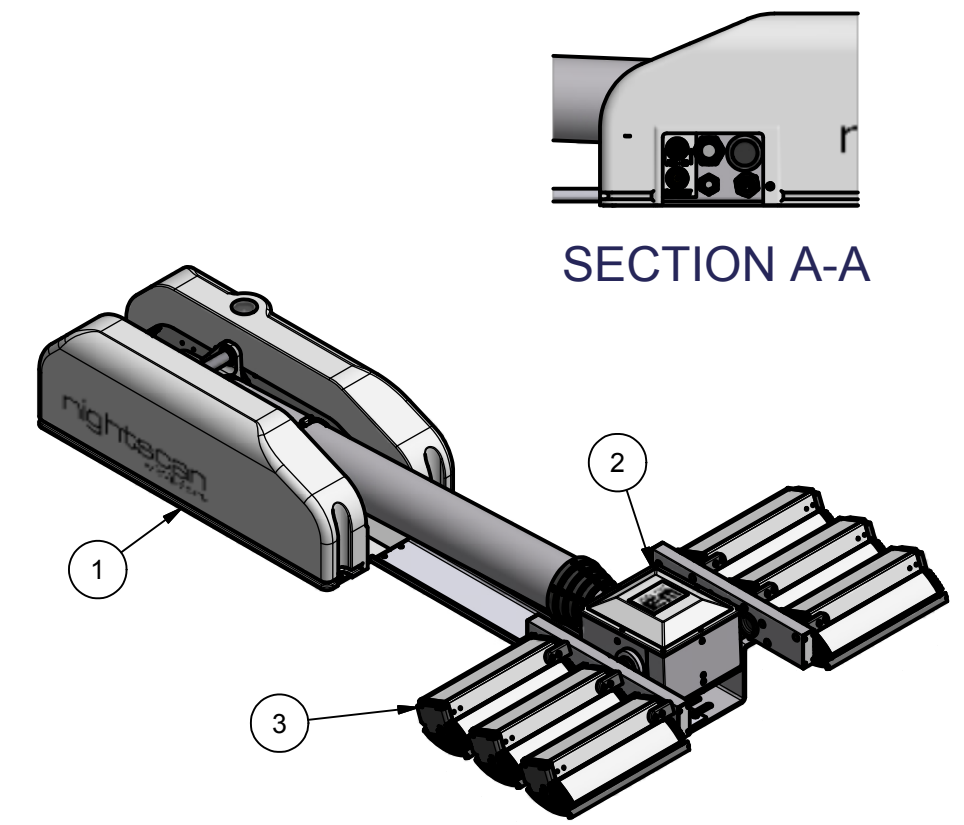
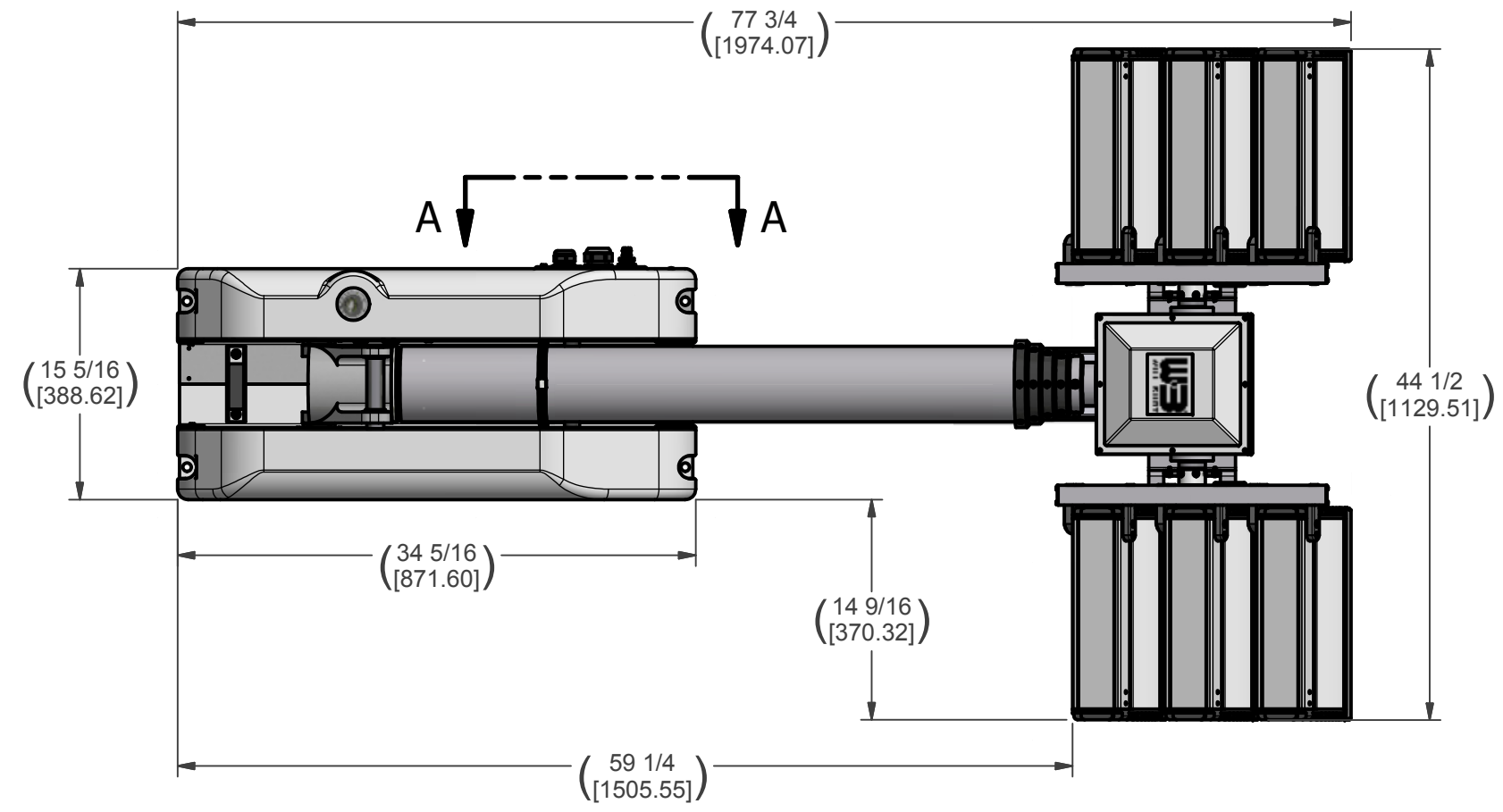


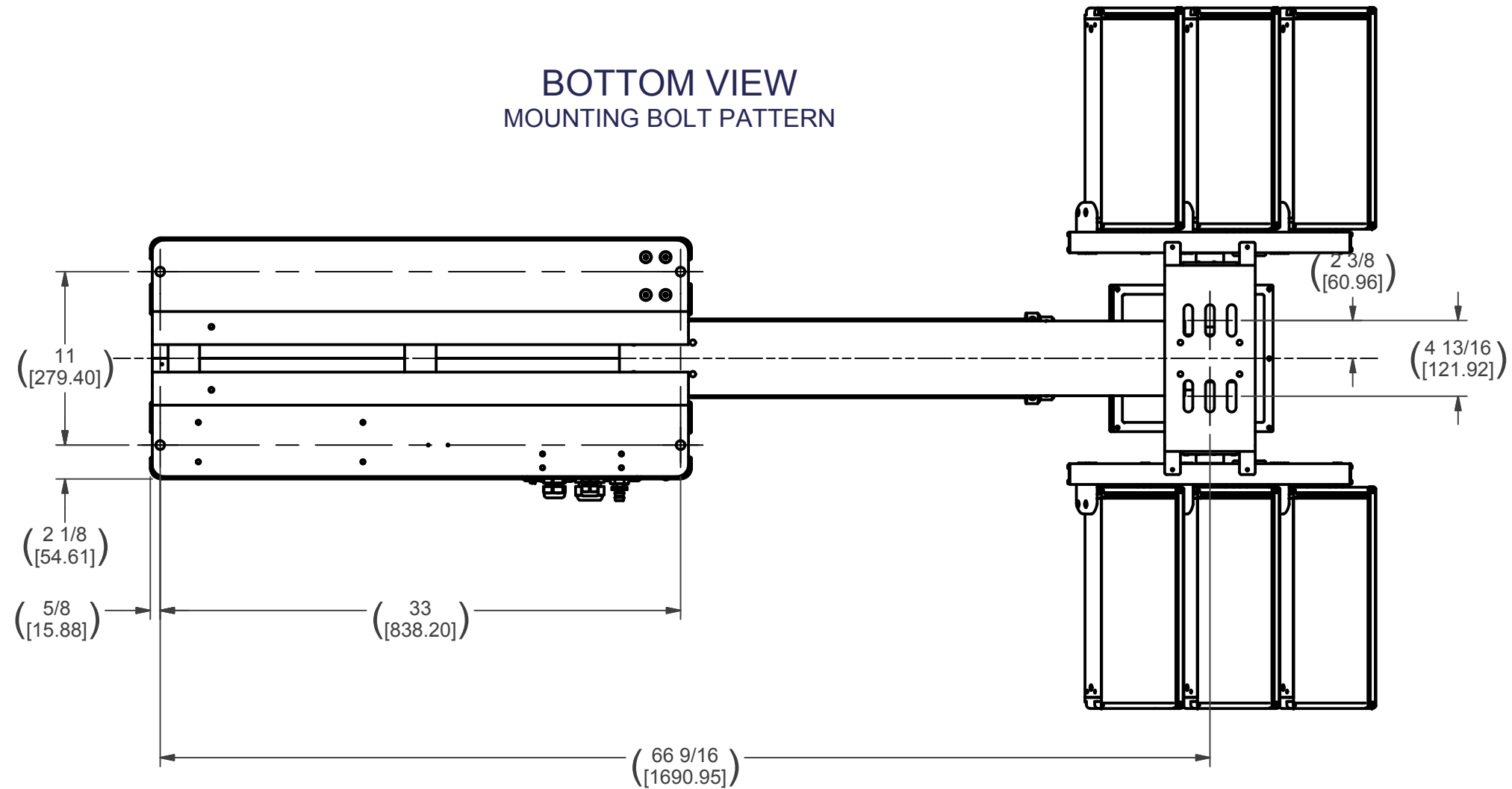
REVISION HISTORY				
ECN	REV	DESCRIPTION	DATE	APPROVED
12990	00	INITIAL DRAWING	11/16/2015	RCC



NOTE:
SECONDARY DIMENSIONS - MILLIMETERS NOTED IN BRACKETS

MATERIAL	UNLESS OTHERWISE SPECIFIED DIMENSIONS ARE IN INCHES. TOLERANCES ON: DIMENSIONS ± 0.005 ANGLES ± 1° 1. ALL ANGLES 90° 2. ALL INSIDE EDGES TO HAVE .005" TO .035" FILLETS. 3. ALL OUTSIDE EDGES TO HAVE .005" TO .015" CHAMFER OR RADIUS.	PROPRIETARY AND CONFIDENTIAL THE INFORMATION CONTAINED IN THIS DRAWING IS THE SOLE PROPERTY OF THE WILL-BURT COMPANY ANY REPRODUCTION IN PART OR WHOLE WITHOUT THE WRITTEN PERMISSION OF THE WILL-BURT COMPANY IS PROHIBITED.		AN EMPLOYEE OWNED COMPANY ORRVILLE, OH	
				TITLE NS 4.5 6000-6 OPT 220V	
FINISH		APPROVALS	DATE	SIZE	DWG NO
APPROX. WT:169.0 lbmass		RCC	11/16/2015	B	721559117
THIRD ANGLE PROJECTION	125° ON ALL MACHINED SURFACES	CHECKED		PN:	721559117
					SHEET 1 OF 2

**BOTTOM VIEW
MOUNTING BOLT PATTERN**



NOTE:

- 1 APPLY RTV #739 OR EQUAL TO ALL OPEN HOLES
- 2 SEE WIRING DIAGRAM WD-46276 FOR WIRING DETAILS
- 3 SET LIGHT BARS HOME POSITION PARALLEL TO BASE PLATE WHEN STOWED
- 4 APPLY LOCTITE #242 OR EQUAL TO ALL THREADS UNLESS OTHERWISE NOTED
- 5 APPLY A COAT OF SILICONE GREASE TO RCP MOTOR BORES PRIOR TO SHAFTS BEING INSTALLED

BOM			
ITEM	QTY	PART NUMBER	DESCRIPTION
1	1	4627601	BASE ASSEMBLY NSP 15 FT. CLR ADZ
2	1	4742501	RCP ASSEMBLY NSP STD
3	1	4746303	KIT, LIGHT OPT. 6000W (6) X 1000 220V
4	1	4706703	NSP LABEL KIT CE (NOT SHOWN)
5	1	4807801	KIT, SHIPPING NSP (NOT SHOWN)

MATERIAL	UNLESS OTHERWISE SPECIFIED DIMENSIONS ARE IN INCHES. TOLERANCES ON: DIMENSIONS ± 0.005 ANGLES ± 1° 1. ALL ANGLES 90° 2. ALL INSIDE EDGES TO HAVE .005" TO .035" FILLETS. 3. ALL OUTSIDE EDGES TO HAVE .005" TO .015" CHAMFER OR RADIUS.	PROPRIETARY AND CONFIDENTIAL		AN EMPLOYEE OWNED COMPANY ORRVILLE, OH	
		THE INFORMATION CONTAINED IN THIS DRAWING IS THE SOLE PROPERTY OF THE WILL-BURT COMPANY ANY REPRODUCTION IN PART OR WHOLE WITHOUT THE WRITTEN PERMISSION OF THE WILL-BURT COMPANY IS PROHIBITED.		TITLE NS 4.5 6000-6 OPT 220V	
FINISH		APPROVALS	DATE	SIZE	DWG NO
APPROX. WT:169.0 lbmass		RCC	11/16/2015	B	721559117
THIRD ANGLE PROJECTION	125° ON ALL MACHINED SURFACES	CHECKED		PN:	721559117
					SHEET 2 OF 2