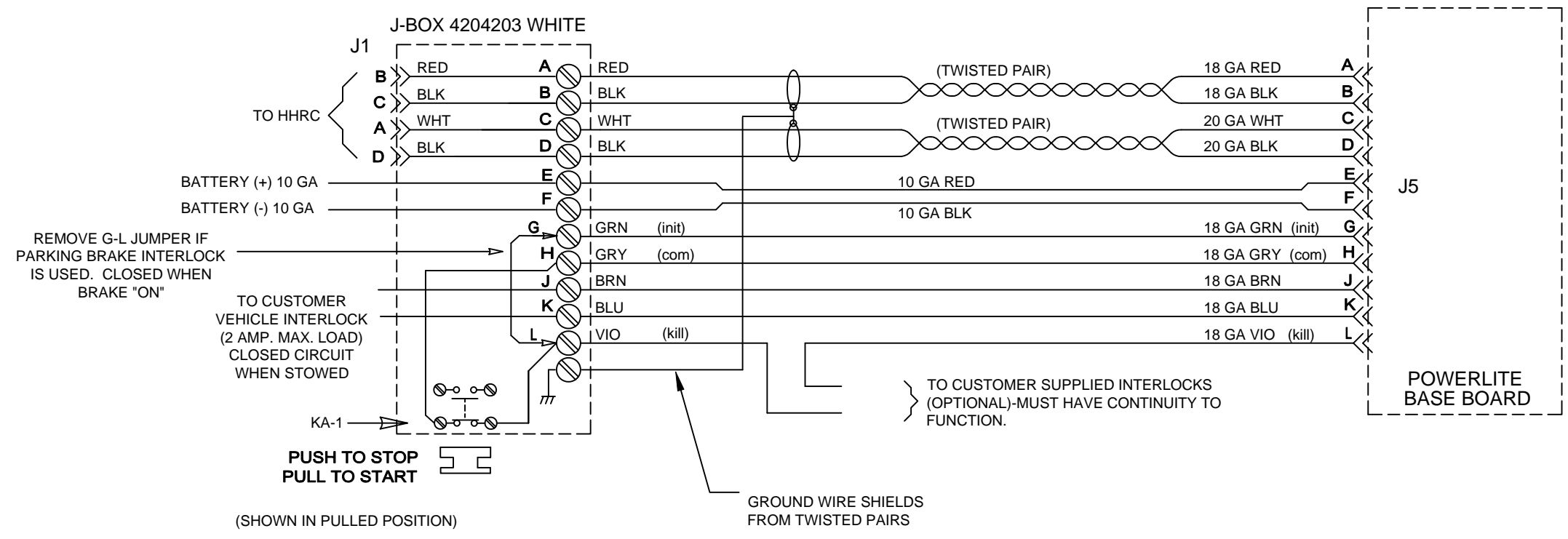


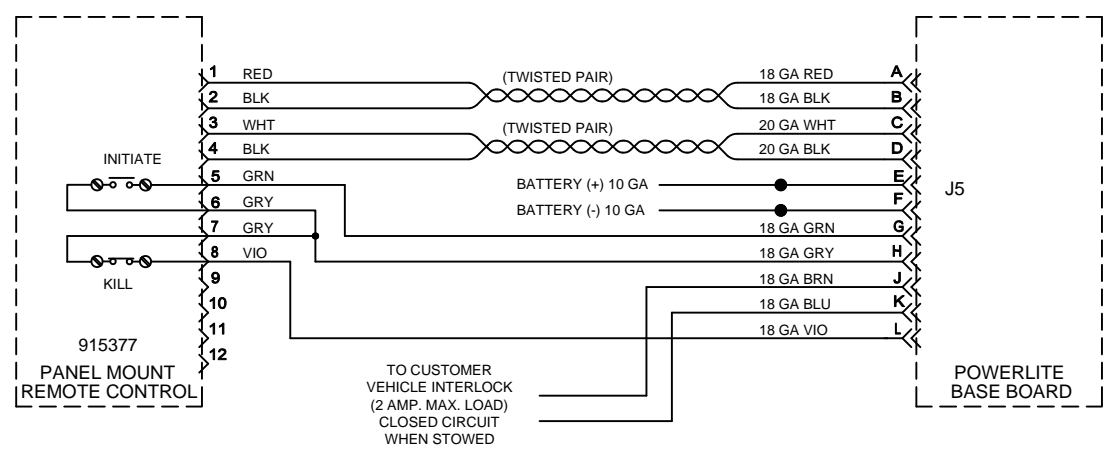
REVISIONS				
ECN	REV	DESCRIPTION	DATE	BY/APPVL
9049	00	NEW DOCUMENT, SYSTEM WIRING USING 4239201 BASE BOARD	04-10-08	DJB/JN
9297	A	(p3) CHG MAG SWITCHES DESCRIPTIONS, ADD WELL COVER SWITCHES	10-07-08	DJB/JN
9437	B	TITLE BLOCKS WERE "POWERLITE...". (p1) ADD NON-NFPA J-BOX WIRING & NOTE 1. (p4) ADD NFPA FUNCTION TO SW5, (p5) CLARIFY WHITE COLOR CODING	03-05-09	DJB/JN
9562	C	CE FEATURES ADDED AS STANDARD. PAGE 4: CHANGED WIRE COLORS ON AC POWER INPUT, ADDED LINE FILTER AND FUSES ON LIGHT POWER, 4239201-CE BOARD WAS 4239201. DELETE REDUNDANT MAG SWITCH, ADD ALTERNATE MAST DOWN SENSOR. ADD SAFETY INTERLOCK SWITCHES TO INCLINATION MOTOR AND COMPRESSOR CIRCUITS. PAGE 5: ADD GROUND CONNECTION TO RCP.	06-24-09	DJB/JN
9694	D	PAGE 5: ADDED WIRE COLORS FOR OPTIONAL D-TEC.	10-15-09	DJB/JN
9700	E	PAGE 4: DELETE LINE FILTER AND FUSES ON LIGHT POWER, ALTERNATE MAST DOWN SENSOR, INTERLOCK SWITCHES TO INCLINATION MOTOR AND COMPRESSOR CIRCUITS. ROTATE AND MIRROR PC BOARD IMAGE TO PROVIDE ACTUAL VIEW.	10-22-09	DJB/JDN
9820	F	ADD CAPACITOR TO AUX OUTPUT FOR STROBE OPTION (PAGE 5)	01-27-10	DJB/JDN



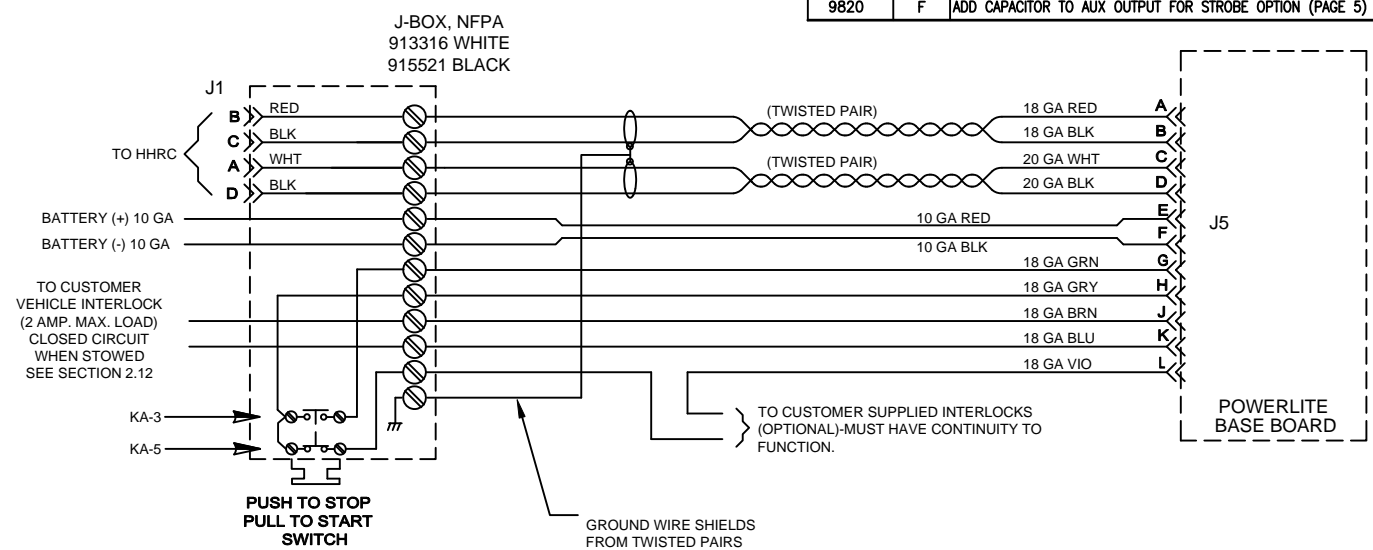
42690 NS 3.0 & 4.5 ROOF MOUNT WITH 4239201-CE CONTROL

MATERIAL	UNLESS OTHERWISE SPECIFIED DIMENSIONS ARE IN INCHES	THIS DOCUMENT CONTAINS PROPRIETARY INFORMATION AND SHALL NOT BE USED OR REPRODUCED OR ITS CONTENTS DISCLOSED IN WHOLE OR IN PART, WITHOUT THE PRIOR WRITTEN CONSENT OF THE WILL-BURT COMPANY.	FOR LOGISTICAL SUPPORT ONLY		AN EMPLOYEE OWNED COMPANY ORRVILLE, OHIO WILL BURT NEXT ASSY	
	TOLERANCES ON: DECIMALS ± .010 ANGLES ± 1/2° FRACTIONS ± 1/32" BREAK ALL SHARP CORNERS 1/32" ON ALL MACHINED SURFACES		SIGNATURE	DATE		SIZE
FINISH			DR. BY DJB	04-10-08	B	42690
			CK. BY JN	04-14-08	SCALE	NTS
			APP. BY			SHEET 1 OF 5

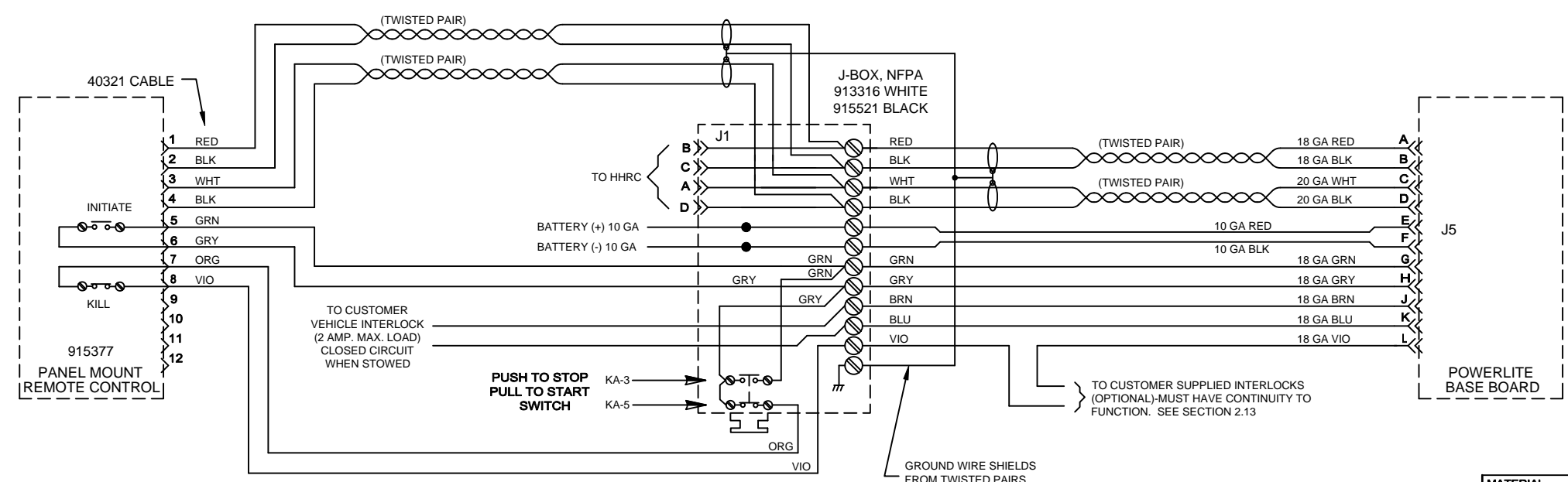
REVISIONS				
ECN	REV	DESCRIPTION	DATE	BY/APPVL
9049	00	NEW DOCUMENT, SYSTEM WIRING USING 4239201 BASE BOARD	04-10-08	DJB/JN
9297	A	(p3) CHG MAG SWITCHES DESCRIPTIONS, ADD WELL COVER SWITCHES	10-07-08	DJB/JN
9437	B	TITLE BLOCKS WERE "POWERLITE...". (p1) ADD NON-NFPA J-BOX WIRING & NOTE 1. (p4) ADD NFPA FUNCTION TO SW5, (p5) CLARIFY WHITE COLOR CODING	03-05-09	DJB/JN
9562	C	CE FEATURES ADDED AS STANDARD. PAGE 4: CHANGED WIRE COLORS ON AC POWER INPUT, ADDED LINE FILTER AND FUSES ON LIGHT POWER, 4239201-CE BOARD WAS 4239201. DELETE REDUNDANT MAG SWITCH, ADD ALTERNATE MAST DOWN SENSOR. ADD SAFETY INTERLOCK SWITCHES TO INCLINATION MOTOR AND COMPRESSOR CIRCUITS. PAGE 5: ADD GROUND CONNECTION TO RCP.	06-24-09	DJB/JN
9694	D	PAGE 5: ADDED WIRE COLORS FOR OPTIONAL D-TEC.	10-15-09	DJB/JN
9700	E	PAGE 4: DELETE LINE FILTER AND FUSES ON LIGHT POWER, ALTERNATE MAST DOWN SENSOR, INTERLOCK SWITCHES TO INCLINATION MOTOR AND COMPRESSOR CIRCUITS. ROTATE AND MIRROR PC BOARD IMAGE TO PROVIDE ACTUAL VIEW.	10-22-09	DJB/JDN
9820	F	ADD CAPACITOR TO AUX OUTPUT FOR STROBE OPTION (PAGE 5)	01-27-10	DJB/JDN



PMRC ONLY



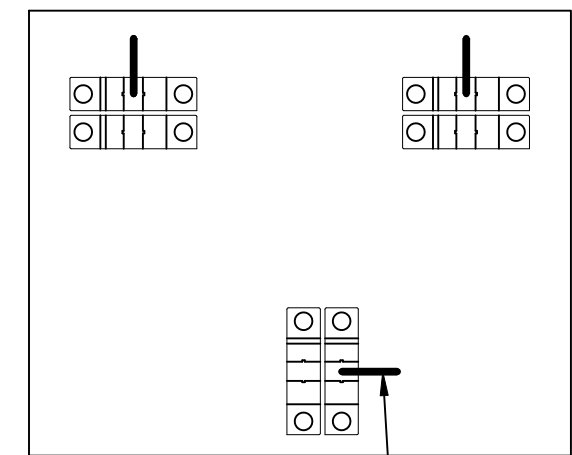
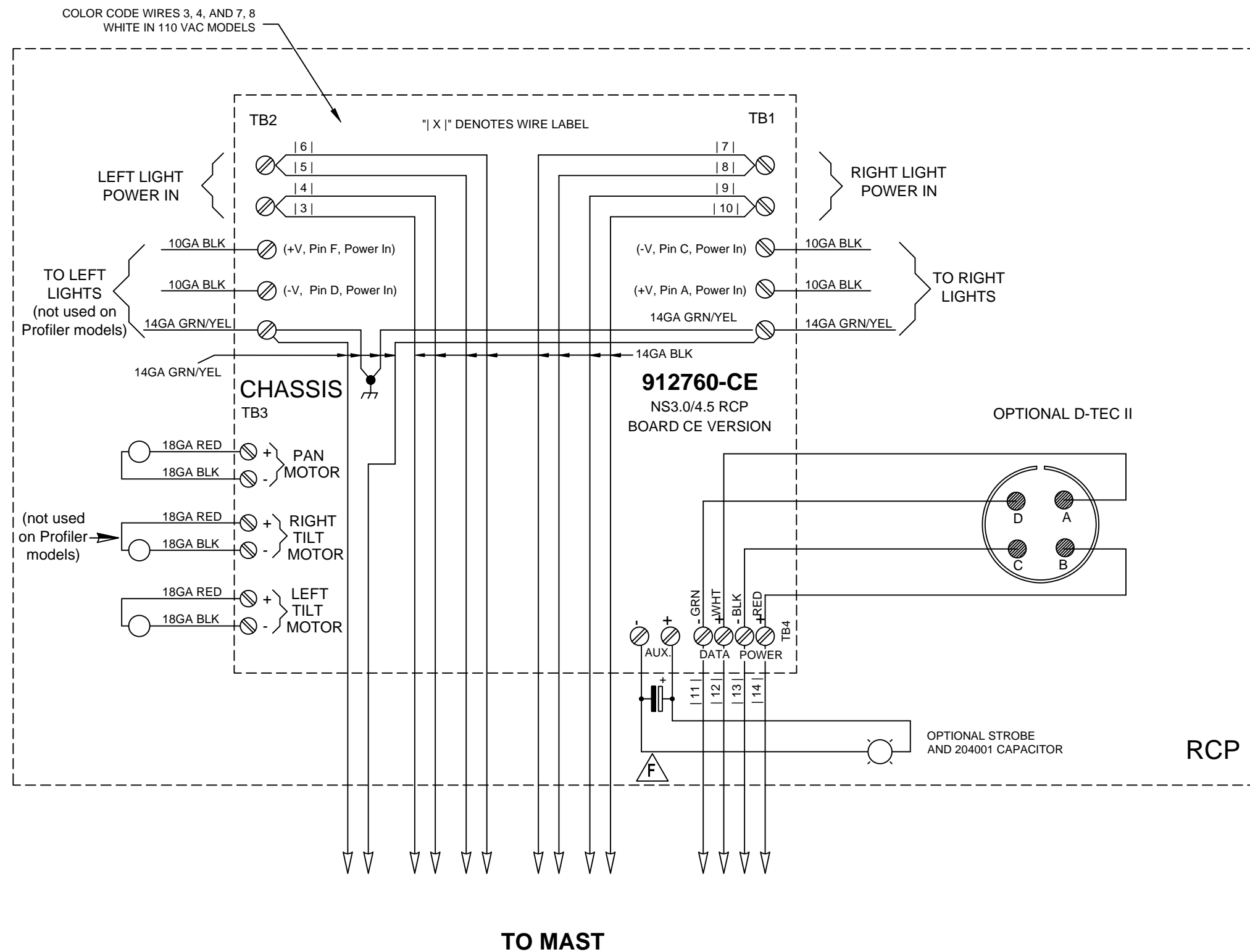
HHRC ONLY



PMRC & HHRC

MATERIAL	UNLESS OTHERWISE SPECIFIED DIMENSIONS ARE IN INCHES	THIS DOCUMENT CONTAINS PROPRIETARY INFORMATION AND SHALL NOT BE USED OR REPRODUCED OR ITS CONTENTS DISCLOSED IN WHOLE OR IN PART, WITHOUT THE PRIOR WRITTEN CONSENT OF THE WILL-BURT COMPANY.	AN EMPLOYEE OWNED COMPANY ORRVILLE, OHIO NEXT ASSY
	TOLERANCES ON: DECIMALS ANGLES 0 = ± 1/2" 00 = ± 000 = ± FRACTIONS ± BREAK ALL SHARP CORNERS 1/32" ON ALL MACHINED SURFACES		
FINISH		NS 3.0/4.5 ROOF MOUNT WITH 4239201-CE CONTROL HARD-WIRED NFPA J-BOX OPTIONS	DWG. No. 42690 SCALE NTS SHEET 2 OF 5

REVISIONS				
ECN	REV	DESCRIPTION	DATE	BY/APPVL
9049	00	NEW DOCUMENT, SYSTEM WIRING USING 4239201 BASE BOARD	04-10-08	DJB/JN
9297	A	(p3) CHG MAG SWITCHES DESCRIPTIONS, ADD WELL COVER SWITCHES	10-07-08	DJB/JN
9437	B	TITLE BLOCKS WERE "POWERLITE...". (p1) ADD NON-NFPA J-BOX WIRING & NOTE 1. (p4) ADD NFPA FUNCTION TO SW5, (p5) CLARIFY WHITE COLOR CODING	03-05-09	DJB/JN
9562	C	CE FEATURES ADDED AS STANDARD. PAGE 4: CHANGED WIRE COLORS ON AC POWER INPUT, ADDED LINE FILTER AND FUSES ON LIGHT POWER, 4239201-CE BOARD WAS 4239201. DELETE REDUNDANT MAG SWITCH, ADD ALTERNATE MAST DOWN SENSOR. ADD SAFETY INTERLOCK SWITCHES TO INCLINATION MOTOR AND COMPRESSOR CIRCUITS. PAGE 5: ADD GROUND CONNECTION TO RCP.	06-24-09	DJB/JN
9694	D	PAGE 5: ADDED WIRE COLORS FOR OPTIONAL D-TEC.	10-15-09	DJB/JN
9700	E	PAGE 4: DELETE LINE FILTER AND FUSES ON LIGHT POWER, ALTERNATE MAST DOWN SENSOR, INTERLOCK SWITCHES TO INCLINATION MOTOR AND COMPRESSOR CIRCUITS. ROTATE AND MIRROR PC BOARD IMAGE TO PROVIDE ACTUAL VIEW.	10-22-09	DJB/JDN
9820	F	ADD CAPACITOR TO AUX OUTPUT FOR STROBE OPTION (PAGE 5)	01-27-10	DJB/JDN



POINTER SET TO HOME POSITION 3 PLACES

POINTERS ON THE TIMING RINGS MUST BE SET TO THE HOME POSITION

RCP DIP SWITCH S1

POS	OPEN	CLOSED
1	STOP ON FAULT	STOW ON FAULT
2	NOT PROFILER	PROFILER
3	UNUSED	UNUSED
4	UNUSED	UNUSED

MATERIAL	UNLESS OTHERWISE SPECIFIED DIMENSIONS ARE IN INCHES	THIS DOCUMENT CONTAINS PROPRIETARY INFORMATION AND SHALL NOT BE USED OR REPRODUCED OR ITS CONTENTS DISCLOSED IN WHOLE OR IN PART, WITHOUT THE PRIOR WRITTEN CONSENT OF THE WILL-BURT COMPANY.	AN EMPLOYEE OWNED COMPANY ORRVILLE, OHIO NEXT ASSY
	TOLERANCES ON: DECIMALS ± .010" ANGLES ± 1/2° FRACTIONS ± .005" BREAK ALL SHARP CORNERS 1/32" ON ALL MACHINED SURFACES		