

# WIRELESS J-BOX ONLY

4184601 NFPA WIRELESS J-BOX

KIT 4735007, 4735009

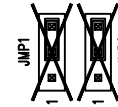
4184602 STANDARD WIRELESS J-BOX

KIT 4735015, 4735016

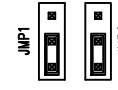
REVISIONS				
ECN	REV	DESCRIPTION	DATE	BY/APPVL
10617	00	NEW	10-11-11	DJB/JMK
11216	A	ADD REF TO BASE BOARD & CABLES, CHG NOTES	08-23-12	DJB/JMK
11808	B	ADD WIRING DETAILS FOR SIGNAL SHIELDS	10-03-13	DJB/JLK

**GROUND CONNECTION**  
DISCONNECT CHASSIS GROUND FROM COM (BATTERY NEGATIVE)

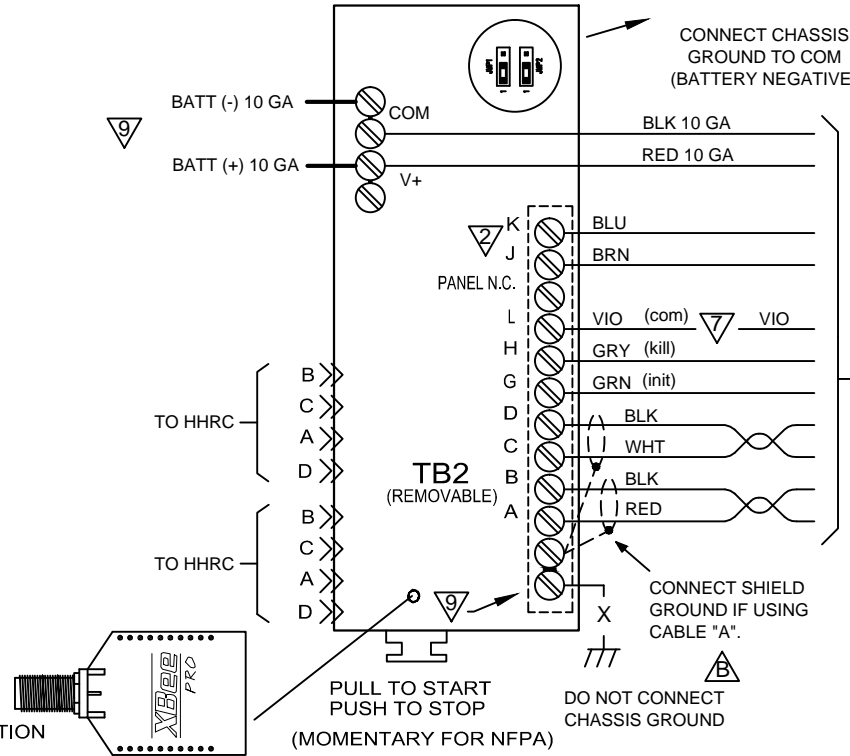
**SYSTEM CONFIGURATION**  
TWO JUNCTION BOXES OR PANEL MOUNT REMOTE



**JUMPER 1**      **JUMPER 2**



**SINGLE JUNCTION BOX**



CONNECT CHASSIS GROUND TO COM (BATTERY NEGATIVE)

TO BASE BOARD - SEE SYSTEM WIRING DIAGRAM

**INTERCONNECT CABLES**

- A. DC & CONTROL CABLE, **WITH** CONNECTOR  
OR
- B. DC & CONTROL CABLE, **WITHOUT** CONNECTOR  
OR
- C. CONTROL CABLE **ONLY** (DOES *NOT* INCLUDE 10 GA RED & BLACK, 18 GA RED & BLACK *NOT* TWISTED PAIR)

**NOTES**

1. TORQUE: 4.4in-lbs, 0.5Nm
2. "MAST ACTIVE" CONTACTS, J-K:  
USE SW2-1 ON BASE BOARD TO SELECT OPEN (OFF) OR CLOSED (ON) WHEN NESTED.  
SW2-1 OPEN = CONTACTS CLOSED WHEN NESTED  
SW2-1 CLOSED = CONTACTS OPEN WHEN NESTED.  
2 AMPS MAX CURRENT, 20 GA. MINIMUM CONDUCTOR. CUSTOMER SUPPLIED WIRING.
3. SW2-2 ON BASE BOARD MUST BE OPEN (OFF) FOR NFPA MODE.
4. SW2-2 ON BASE BOARD MUST BE CLOSED (ON) STANDARD MODE.
5. REMOVE JUMPER(S) IF REPLACED BY PARKING BRAKE INTERLOCK. G-H CLOSED WHEN BRAKE "ON". AVAILABLE IN STANDARD MODE ONLY.
6. 4521802 CABLE: ALL WIRES 20 GA. EXCEPT RED AND BLACK (J4-1 AND 2).
7. OPTIONAL DISABLE INPUT, CUSTOMER SUPPLIED CONTACTS. MUST HAVE CONTINUITY TO FUNCTION. WILL NOT ALLOW OPERATION IF OPEN, ACTS AS EMERGENCY STOP
8. BATTERY CONNECTION TO SYSTEM: IN-LINE SPLICE RECOMMENDED. DO NOT USE TERMINALS E & F.
9. 18 GA. MIN. IF USING 4521802 SIGNAL CABLE TO BASE BOARD WITH SEPARATE 10GA TO BASE BOARD.

AutoCAD Drawing: NSU J-Box Wiring3.dwg	UNLESS OTHERWISE SPECIFIED DIMENSIONS ARE IN INCHES  TOLERANCES ON: DECIMALS    ANGLES 0 = ±            ± 1/2° 00 = ±            ± 1/2° 000 = ±           ± 1/2°  FRACTIONS ±  BREAK ALL SHARP CORNERS 125° ON ALL MACHINED SURFACES	THIS DOCUMENT CONTAINS PROPRIETARY INFORMATION AND SHALL NOT BE USED OR REPRODUCED OR ITS CONTENTS DISCLOSED IN WHOLE OR IN PART, WITHOUT THE PRIOR WRITTEN CONSENT OF THE WILL-BURT COMPANY.  FOR LOGISTICAL SUPPORT ONLY  SIGNATURE      DATE DR. BY DJB      . CK. BY JDN      . APP. BY	AN EMPLOYEE OWNED COMPANY ORRVILLE, OHIO  <b>nightscan™ UNIVERSAL CONTROL ROOF-MOUNT, NFPA or STANDARD, WIRELESS J-BOX</b>  SIZE      DWG. No. <b>A</b> <b>WD-72207</b>
FINISH			SCALE    NTS      SHEET 1 OF 1