



Visit  
Corporate  
Website



Watch  
Product  
Video



Watch  
Corporate  
Video



## LED UPGRADE KITS

### New life for your trusted Night Scan light tower

Your apparatus's Night Scan light tower has been there through thick and thin, providing light on the darkest nights and most challenging scenes. You rely on it for your crew's safety and to get the job done right. But those quartz halogen lights.....

We get it, you can no longer trust those halogen bulbs, they just do not last as long as they used to. You want the latest Night Scan with all of its modern tech and those LED lights that are so bright and seem to last forever, but it's just not in the budget right now.

We have just the thing to get extra life and LIGHT out of your Night Scan, an LED Scene Light Upgrade Kit. We have an upgrade kit for nearly every Night Scan we have ever made.

Give us a call and we can help you through the simple process of upgrading your Night Scan.

Available for Do-It-Yourself or Will-Burt Factory Service installation.



**W3 WILL-BURT**



200



300



480

nightscan®



X 200



Atherion



Sirion

**WHELEN®**



**Pioneer Plus™**  
Spot / Flood

**FRC**

A Safe Fleet Brand



**SPECTRA**

# HOW-TO DETERMINE THE CORRECT LED UPGRADE KIT

1. Send us a photo of the RCP unit [box at top of mast where lights connect].
2. Send us the part number [begins with NS] and model [9 digit number] from the data plate located near the base of the mast.

Model Number: \_\_\_\_\_

NS Part Number: \_\_\_\_\_

3. Determine maximum total width and maximum height from top of RCP available for new light package. Is the unit in a well? Are there other obstructions? LED light fixtures are often wider than halogen fixtures. [Contact Will-Burt for light options and specifications]

Maximum width: \_\_\_\_\_

Maximum height from top of RCP when stowed: \_\_\_\_\_



Submit Model number and NS part number

Determine maximum width and height from top of RCP

4. Call Will-Burt to review your options and place your order: 330-684-4000.



Send in a photo of the RCP unit

Maximum of 4 lights available for Powerlite models prior to 2013.

Available for do-it-yourself or Will-Burt Factory Service installation.

2 lights available for Chief models prior to 2010.

**FRC**  
A Safe Fleet Brand

**nightscan®**

**W3 WILL-BURT**


**WHELEN®**



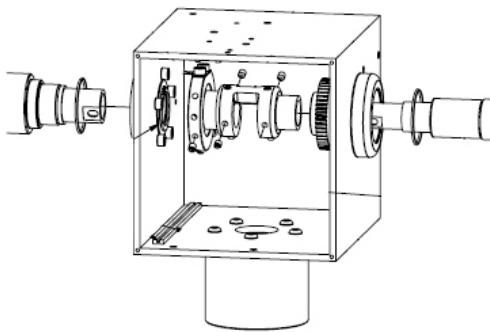
# SOLID SHAFT IDENTIFICATION

## Look for:

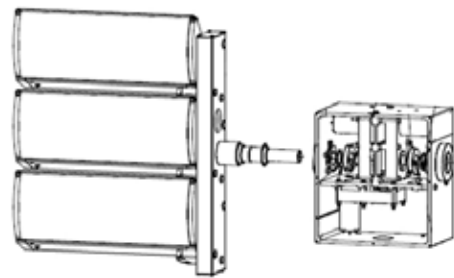
- Square, convex plastic covers
- Solid Shafts



Shaft is connected internally –  
No visible screws



Solid Shaft – NS Chief




Solid Shaft – NS Powerlite

Brand	Model	Light Warranty	Watts	Number of Lights	Total Lumens	Total Watts	Chief 1.8	Chief 2.3	*Powerlite	*Vertical	RCP Style
Will-Burt	WB 300	2 Years	120/240	2	90,000	600			x	x	Shaft
Will-Burt	WB 480	2 Years	120/240	2	144,000	960			x	x	Shaft
Will-Burt	WB 140	5 Years	12/24	2	28,000	100	x	x			Shaft
Will-Burt	WB 140	5 Years	12/24	4	56,000	200	x	x			Shaft
Will-Burt	WB 140	5 Years	12/24	4	56,000	200	x	x	x	x	Shaft
Night Scan	X 200	Lifetime	12/24	2	40,000	250	x	x			Shaft
Night Scan	X 200	Lifetime	12/24	4	80,000	500	x	x			Shaft
Night Scan	X 200	Lifetime	12/24	4	80,000	500	x	x	x	x	Shaft
Night Scan	X 200	Lifetime	12/24	6	120,000	750			x	x	Shaft
Night Scan	Sirion	Lifetime	120/240	2	220,000	1200			x	x	Shaft
F R C	SPECTRA	Lifetime	120	6	120,000	1380			x	x	Shaft
F R C	SPECTRA Max	Lifetime	120	4	112,000	1344			x	x	Shaft
F R C	SPECTRA Max	Lifetime	120	6	168,000	2016			x	x	Shaft
Whelen	Pioneer Plus Spot/Flood	Lifetime	120	4	82,456	600	x	x	x	x	Shaft
Whelen	Pioneer Plus Spot/Flood	Lifetime	120	6	123,684	900			x	x	Shaft
F R C	SPECTRA	Lifetime	240	4	80,000	920		x	x		Shaft
F R C	SPECTRA	Lifetime	240	6	120,000	1380			x	x	Shaft
F R C	SPECTRA Max	Lifetime	240	4	112,000	1344			x	x	Shaft
F R C	SPECTRA Max	Lifetime	240	6	168,000	2016			x	x	Shaft

# COLLAR SHAFT IDENTIFICATION

## Look for:

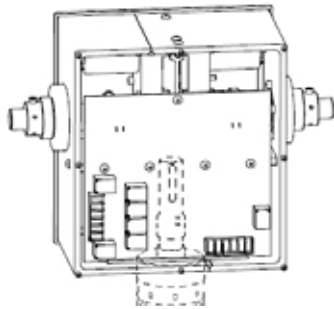
- Square, convex plastic covers
- Collar Shafts



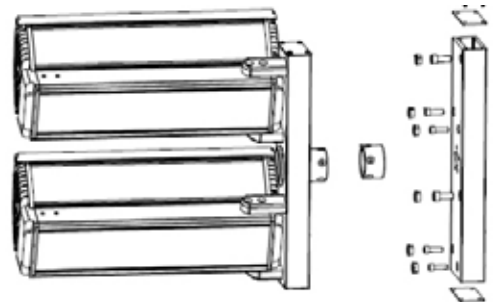
Collar has screws



Collar Shaft – NS Chief



Collar Shaft – NS Powerlite

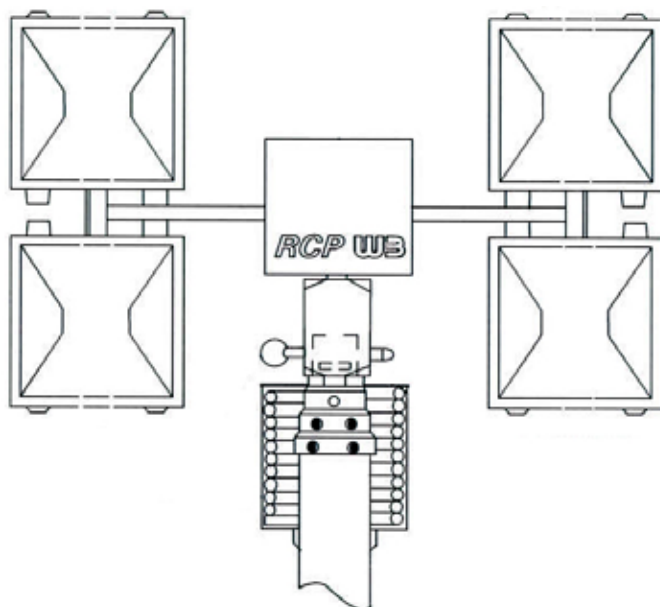
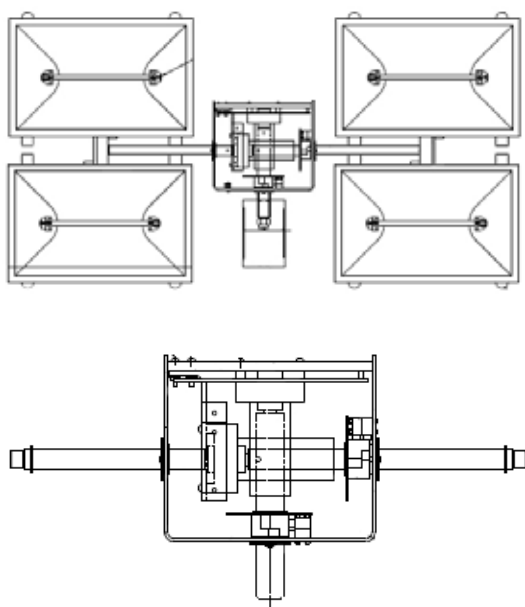


Brand	Model	Light Warranty	Watts	Number of Lights	Total Lumens	Total Watts	Chief 1.8	Chief 2.3	*Powerlite	*Vertical	RCP Style
F R C	SPECTRA	Lifetime	12	2	40,000	460	x	x			Collar
Whelen	Pioneer Plus Spot/Flood	Lifetime	12	2	40,522	300	x	x			Collar
Whelen	Pioneer Plus Spot/Flood	Lifetime	12	4	81,044	600	x	x			Collar
Will-Burt	WB 140	5 Years	12/24	2	28,000	100	x	x			Collar
Will-Burt	WB 140	5 Years	12/24	4	56,000	200	x	x	x	x	Collar
Night Scan	X 200	Lifetime	12/24	2	40,000	250	x	x			Collar
Night Scan	X 200	Lifetime	12/24	4	80,000	500	x	x	x	x	Collar
F R C	SPECTRA	Lifetime	24	4	80,000	920		x			Collar
Whelen	Pioneer Plus Spot/Flood	Lifetime	24	2	40,522	300	x	x			Collar
Whelen	Pioneer Plus Spot/Flood	Lifetime	24	4	81,044	600	x	x	x	x	Collar
F R C	SPECTRA	Lifetime	120	2	40,000	460	x	x			Collar
F R C	SPECTRA	Lifetime	120	4	80,000	920		x	x	x	Collar
F R C	SPECTRA Max	Lifetime	120	4	112,000	1344			x	x	Collar
Whelen	Pioneer Plus Spot/Flood	Lifetime	120	2	41,228	300	x	x			Collar
Whelen	Pioneer Plus Spot/Flood	Lifetime	120	4	82,456	600	x	x	x	x	Collar
F R C	SPECTRA	Lifetime	240	2	40,000	460	x	x			Collar
F R C	SPECTRA	Lifetime	240	4	80,000	920		x	x	x	Collar
F R C	SPECTRA Max	Lifetime	240	2	56,000	672	x	x			Collar
F R C	SPECTRA Max	Lifetime	240	4	112,000	1344			x	x	Collar
Will-Burt	WB 200	2 Years	120/240	2	70,000	400		x	x	x	Collar

# APPLETON SHAFT IDENTIFICATION

## Look for:

- Old Style flat RCP covers
- Solid Shafts

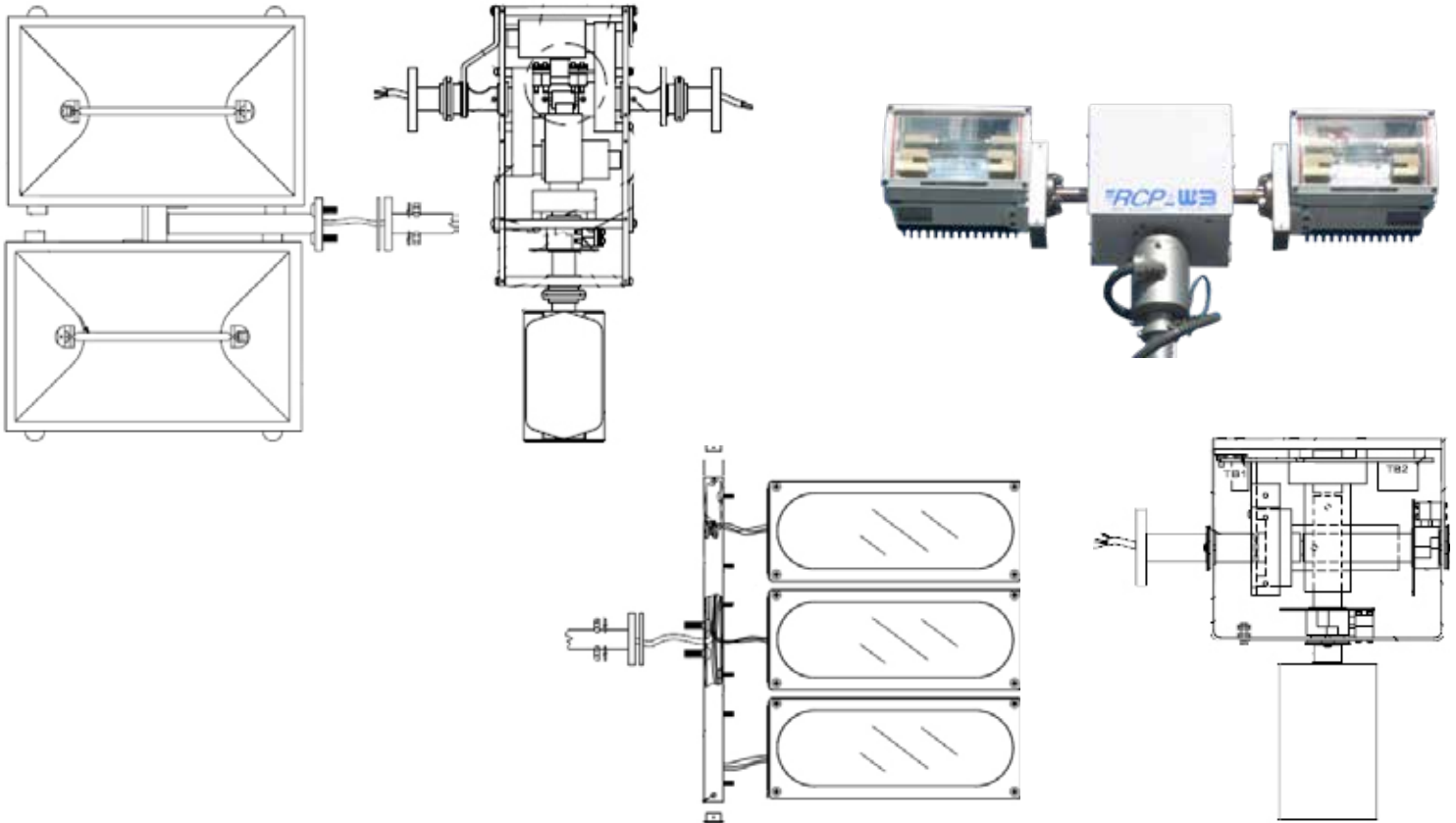


Brand	Model	Light Warranty	Watts	Number of Lights	Total Lumens	Total Watts	*Powerlite	*Vertical	RCP Style
Will-Burt	WB 150	2 Years	120/240	2	45,000	300	x	x	Apple Shaft
Will-Burt	WB 300	2 Years	120/240	2	90,000	600	x	x	Apple Shaft
F R C	SPECTRA	Lifetime	240	2	40,000	460	x	x	Apple Shaft
F R C	SPECTRA	Lifetime	240	4	80,000	920	x	x	Apple Shaft
F R C	SPECTRA Max	Lifetime	240	2	56,000	672	x	x	Apple Shaft
F R C	SPECTRA Max	Lifetime	240	4	112,000	1344	x	x	Apple Shaft
Will-Burt	WB 140	5 Years	12/24	2	28,000	100	x	x	Apple Shaft
Will-Burt	WB 140	5 Years	12/24	4	56,000	200	x	x	Apple Shaft
Night Scan	X 200	Lifetime	12/24	2	40,000	250	x	x	Apple Shaft
Night Scan	X 200	Lifetime	12/24	4	80,000	500	x	x	Apple Shaft

# FLANGE SHAFT IDENTIFICATION

## Look for:

- Old Style flat RCP covers  
OR Skull Shaped RCP
- Flanged Shafts



Brand	Model	Light Warranty	Watts	Number of Lights	Total Lumens	Total Watts	*Powerlite	*Vertical	RCP Style
Will-Burt	WB 150	2 Years	120/240	2	45,000	300	x	x	Flange Shaft
Will-Burt	WB 300	2 Years	120/240	2	90,000	600	x	x	Flange Shaft
F R C	SPECTRA	Lifetime	240	2	40,000	460	x	x	Flange Shaft
F R C	SPECTRA	Lifetime	240	4	80,000	920	x	x	Flange Shaft
F R C	SPECTRA Max	Lifetime	240	2	56,000	672	x	x	Flange Shaft
F R C	SPECTRA Max	Lifetime	240	4	112,000	1344	x	x	Flange Shaft
Whelen	Pioneer Plus Spot/Flood	Lifetime	120	4	82,456	600	x	x	Flange Shaft
Will-Burt	WB 140	5 Years	12/24	2	28,000	100	x	x	Flange Shaft
Will-Burt	WB 140	5 Years	12/24	4	56,000	200	x	x	Flange Shaft
Night Scan	X 200	Lifetime	12/24	2	40,000	250	x	x	Flange Shaft
Night Scan	X 200	Lifetime	12/24	4	80,000	500	x	x	Flange Shaft

**CONTACT YOUR SALES  
REPRESENTATIVE TODAY**



**Contact Us**  
Complete a Contact Form

**WILL-BURT NORTH AMERICA  
WORLD HEADQUARTERS**

401 Collins Boulevard, Orrville, OH 44667 USA  
Telephone: +1 330 682 7015  
Mast Customer Service: +1 330 684 4000  
Fax: +1 330 684 1190  
Email: [info@willburt.com](mailto:info@willburt.com)

**WILL-BURT  
UNITED KINGDOM**

Unit 5b, Station Approach, Four Marks,  
Alton Hampshire, GU34 5HN, United Kingdom  
Telephone: +44 [0] 1403 265532  
Fax: +44 [0] 1403 259072  
Email: [info@willburt.com](mailto:info@willburt.com)

**WILL-BURT INTEGRATION  
ALUMA TOWER | ITS**

7750 9th Street SW,  
Vero Beach, FL 32968 USA  
Telephone: +1 772 567 3423 | +1 800 850 8535  
Fax: +1 772 567 3432  
Aluma Tower Email: [info@alumatawer.com](mailto:info@alumatawer.com)  
ITS Email: [programs@itstowers.com](mailto:programs@itstowers.com)

**WILL-BURT ASIA  
SINGAPORE SALES OFFICE**

1 Fullerton Road, #02-01  
One Fullerton, Singapore 049213  
Telephone: +65 6832 5689  
Fax: +65 6722 0664  
Email: [info@willburt.com](mailto:info@willburt.com)

**WILL-BURT  
GERMANY**

Fischergasse 25  
D-91344 Waischenfeld, Germany  
Telephone: +49 9202 180  
Fax: +49 9202 1811  
Email: [info@willburt.com](mailto:info@willburt.com)

**CLARK MASTS  
A WILL-BURT COMPANY**

18-20 Ringwood Road, Binstead,  
Isle of Wight, PO33 3PA, England  
Telephone: +44 [0] 1983 563691/567090  
Fax: +44 [0] 1983 566643/811157  
E-mail: [sales@clarkmasts.com](mailto:sales@clarkmasts.com)

The Will-Burt Company, headquartered in Orrville, Ohio, USA, is the world's premier manufacturer of mobile telescoping masts, towers and pan and tilt positioners. We offer virtually every mobile payload elevation and integration solution for defense, government, first responders, cellular and mobile, broadcast, energy production and other markets. Will-Burt also offers contract manufacturing, metal fabrication, powder-coating, and rapid prototyping services. Will-Burt is an international company with offices and manufacturing in the USA, England, and Germany along with offices in Singapore. All Will-Burt Company manufacturing locations are backed by a certified ISO 9001:2015 Quality Management System. Incorporated in 1918, Will-Burt is 100% employee-owned and is classified as a small business.



**Disclaimer:** Dimensions and weights are for reference only and are subject to change.  
Please contact Will-Burt for current engineering specifications.

© January, 2025  
The Will-Burt Company  
ISO 9001:2015  
**INNOVATION ELEVATED®**