



VIDEO SOLUTIONS



AMERICAS

INNOVATION ELEVATED®

Will-Burt's video packages have been designed for integration into a wide variety of elevation and light tower solutions. The Clark QT Series Pump Up Mast, Inflexion®, Hurry Up Push Up Mast and Night Scan® Chief, Powerlite and Vertical Light Towers deliver the capability of camera mounting, with or without lights. A camera, elevated to a height from 5 ft. to 30 ft. above the vehicle roof allows ground personnel to survey an emergency scene quickly and efficiently. In addition, the camera & security systems offer real-time monitoring and surveillance for accurate records and documentation.

Integrated Video solutions have been specifically designed for many industries such as Fire and First Responders, Broadcast, Security, Police, Military, Towing, Oil and Gas, Mining and Construction. Will-Burt can also design custom packages to meet your unique requirements.

From basic fixed cameras to advanced high definition, IP enabled cameras with thermal imaging, Will-Burt offers a model that will fit your needs. All video options can be integrated with a Will-Burt elevation solution or light tower providing the most advanced surveillance and recording possible.



VIDEO CAMERA OPTIONS



HD VIDEO CAMERA					THERMAL IMAGER		
Model	WONWOO	*Viper HD IP POE	Analog	Infiniti Triton	Infiniti Triton + Thermal Imager		
Camera Type	PTZ - SDI or IP with IR Illuminator	PTZ - H.265 HD	Analog	HD IP POE PTZ Camera Plus IR Illuminator	HD IP PTZ Camera Plus Thermal Imager	Image Sensor	Uncooled VOx Microbolometer
Lens	4.7mm - 94.0mm	4.3mm ~ 129mm	8mm / 2.8 mm	4.8mm to 144.0mm	4.8mm to 144.0mm	Lens	19mm f/1.0
Image Sensor	1/3" 2.2M Pixel CMOS Sensor	1/2.8" Exmor CMOS 2.14 Megapixel	Sharp CCD	2.4MP 1/2.8" CMOS	2.4MP 1/2.8" CMOS	Field of View	13.8° Horizontal FOV
Resolution	1920 x 1080 pixels - 1080p	1080p x 720p	510 x 492 / 420 TV lines	2MP/1080p @ 30fps [1920 x 1080]	2MP/1080p @ 30fps [1920 x 1080]	Resolution	384 x 288
Optical Zoom / Digital Zoom	20x / 12x	30x / 12x	Fixed	30x / 16x	30x / 16x	Pixel Pitch	12µm
Low Light (LUX)	0.0005 with 12 IR LED's / 120m	High On: 0.00013 Mode Off: 0.0008	0 with 10 IR LED's	Color: 0.005 @ f/1.5 B&W: 0.0005 @ f/1.5	Color: 0.005 @ f/1.5 B&W: 0.0005 @ f/1.5	Spectral Range	7,000-14,000nm [LWIR]
Pan & Tilt	360° endless pan / 15° - 270° tilt	360° continuous pan & tilt	No	360° continuous pan, -25° to +90° tilt	360° continuous pan, -25° to +90° tilt	Thermal Sensitivity	50mK
Ingress Protection	IP66 - Outdoors	IP68	IP67 - Waterproof	IP66	IP66	Frequency	30Hz
Warranty	1 year	2 years	1 year	1 year	1 year	Image Display	White Hot
						Focus	Athermalized

*The Viper HD IP Camera must be used in conjunction with a customer supplied AC or DC power injector.

TABLE OF CONTENTS



4-6

VIDEO CAMERAS

7

**VIDEO CAMERA
CONTROLLERS**

8-11

MOBILE POSITIONERS



12-15

STATIC POSITIONERS

16-17

**ENVIRONMENTAL CAMERA
HOUSINGS**

18-19

**INTEGRATED
VIDEO SYSTEMS**

VIDEO CAMERAS



INFINITI TRITON HD IP POE PTZ CAMERA PLUS IR ILLUMINATOR

RUGGED PTZ CAMERA WITH HD VIDEO

Infrared Illuminator: 50 Meters

The Infiniti Triton's LED arrays provide up to 50m of IR illumination ensuring 24/7 day night imaging even in complete darkness.



INFINITI TRITON HD IP PTZ CAMERA PLUS THERMAL IMAGER

RUGGED PTZ CAMERA WITH DUAL HD VIDEO AND THERMAL MODULES

The Infiniti Triton HD IP PTZ Camera Plus Thermal Imager utilizes the very latest in both thermal core and lens technology, providing advanced surveillance capabilities in a rugged aluminum weather ready enclosure.

The continuous rotation dual sensor PTZ camera uses an uncooled Vanadium Oxide [VOx] Thermal Core, delivers 384 x 288 pixel resolution.

The PTZ is well suited for mid-range surveillance applications and supports simultaneous video verification provided by a 30x HD IP zoom module.



HD Video Camera		
	Triton HD IP POE w/ IR Illuminator	Triton HD IP + Thermal Imager
Camera Type	PTZ IP POE w/ IR Illuminator - 50m	PTZ IP w/ Thermal Imager
Lens	4.8mm to 144.0mm	
Image Sensor	2.4MP 1/2.8" CMOS	
Resolution	2MP/1080p @ 30fps [1920 x 1080]	
Optical Zoom / Digital Zoom	30X Optical Zoom + 16X Digital	
Low Light	Color: 0.005 Lux @ f/1.5 B&W: 0.0005 Lux @ f/1.5	
Compression	H.265/H.264/MJPEG	
Protocol	ONVIF, HTTP, RTSP, RTP, TCP, UDP	
Pan Angle & Speed	360° Continuous, up to 80° / sec	
Tilt Angle & Speed	-25° to + 90°, up to 60° / sec	
Ingress Protection	IP66	
Image Stabilization	Electronic Image Stabilization [EIS]	
NDAA Compliant	Yes	
Camera Warranty	1 Year	

Thermal Imager	
Triton HD IP + Thermal Imager	
Image Sensor	Uncooled VOx Microbolometer
Pixel Pitch	12µm
Lens	19mm f/1.0
Spectral Range	7,000-14,000nm [LWIR]
Thermal Sensitivity	50mK
Resolution	384 x 288
Field of View	13.8° Horizontal FOV
Frequency	30Hz
Image Display	White Hot
Focus	Athermalized

VIDEO CAMERAS



WONWOO IP PTZ WITH IR SURVEILLANCE AND SCENE MONITORING WITH INFRARED FEATURE

WONWOO

Ideal For Use in Harsh Environments

The weatherproof IP IR PTZ camera with pan/tilt mechanism is ideal for use in harsh environments. It incorporates a powerful 20x optical zoom lens, allowing for a zoom capacity of up to 240x when used in combination with its 12X digital zoom. The integrated Advanced BLC technology is used to improve the cameras dynamic range by 128 times, resulting in high definition image reproduction during extreme high contrast environments. HD-SDI or IP video options.

Camera Type	PTZ - IP with Infrared Illuminator
Lens	4.7mm - 94.0mm
Image Sensor	1/3" 2.2M Pixel CMOS Sensor
Resolution	1920 x 1080 pixels - 1080p
Optical Zoom / Digital Zoom	20x / 12x
Low Light	0.0005 LUX with 12 IR LED's / 120m
Pan & Tilt	360° endless pan / 15° - 270° tilt
Ingress Protection	IP66 - Outdoors
Camera Warranty	1 years

VIPER HD IP POE PTZ CAMERA THE RICHEST VIEWING EXPERIENCE POSSIBLE

IP H.265 Video Encoding

The Viper High Definition Pan/Tilt/Zoom Camera provides high resolution broadcast video with a notably sharper, crisper and clearer picture. Features that include Hydrophilic "self cleaning" glass window, Wide Dynamic Range (WDR), Electronic Image Stabilization, and DeFog deliver a consistent image regardless of environmental conditions.

Camera Type	POE PTZ - IP High Definition
Lens	129.0mm - 4.3mm
Image Sensor	1/2.8" Exmor CMOS 2.14 Megapixel
Resolution	1080p x 720p
Optical Zoom / Digital Zoom	30x / 12x
Low Light	High Mode On: 0.00013 lux High Mode Off: 0.0008 lux
Pan & Tilt	360° continuous pan and tilt
Ingress Protection	IP68 - Waterproof
Camera Warranty	2 years



WTI

VIDEO CAMERAS

ANALOG IR ALUMINUM SHELL SIDE CCD CAMERA AVAILABLE IN NARROW OR WIDE VIEWING ANGLE

The stationary analog IR video camera uses infrared (IR) technology to capture video in low-light or no-light conditions. They are often used in security applications where reliable, continuous monitoring is required. The aluminum shell side CCD Camera is designed to be mounted on the side of a building or vehicle. Available with a narrow or wide viewing angle, the analog IR camera provides a clear view of the emergency scene and ground personnel, enhancing safety and convenience.



Camera Type	Analog
Lens	8mm / 2.8 mm
Image Sensor	Sharp CCD
Resolution	510 x 492 / 420 TV lines
Optical Zoom / Digital Zoom	Fixed
Low Light	0 LUX with 10 IR LED's
Pan & Tilt	No
Ingress Protection	IP67 - Waterproof
Camera Warranty	1 year

DVR WITH QUAD LCD MONITOR 7" QUAD SCREEN DVR COLOR LCD MONITOR

Will-Burt's DVR with Quad LCD Monitor provides standard definition recording and video quality. This Microsoft Windows based system is ideal for recording events that do not require watermarking and encryption. This combination unit is a convenient and cost effective solution for viewing and recording a variety of events from up to 4 cameras.



Display Resolution [H x V]	800 x 480 pixels [RGB]
Card Storage	Up to 32GB SD
Video Input	4-channel 1.0Vp-p, 75Ω
DVR Video Resolution	800 x 600 / 720 x 480 / 640 x 480 / 320 x 240
DVR Video Frame	20fps at 800 x 600 30fps at 720 x 480 30fps at 640 x 480 60fps at 320 x 240 pixels

VIDEO CAMERA CONTROLLERS

PELCO-D COMPATIBLE CONTROLLER WITH LED SCREEN

Works with PositionIt Positioner AND Compatible Camera Systems

The Pelco-D compatible handheld controller with LED screen has all of the features necessary to optimize the performance of the PositionIt positioner. Precision joystick controller flawlessly controls the pan and tilt functions. Includes LED screen, keyboard and programmable presets that simplify operation. The positioner handheld controller can also be optionally used in conjunction with the pan and tilt positioner controller.



Input Voltage	12 VDC
Communication Interface	RS485
Operating Temperature [°F / °C]	15 - 131 / 0 - 55
Dimensions [in. / mm]	6.2 x 5.9 x 4.2 / 158 x 150 x 107



WONWOO

WONWOO PTZ MINI CONTROLLER

Works with ALL Wonwoo Models

- 3-Axis joystick control of PTZ functions
- Preset position control [4 positions]
- IR ON / OFF button
- Fan & heater ON / OFF function
- Slave keyboard support

IP COMPATIBLE CONTROLLER WITH LED SCREEN

Works with IP POE Cameras Using ONVIF Protocol

*Simple setup of presets and tour functions

Input Voltage	12 VDC
Communication Interface	ONVIF 2.4
Operating Temperature [°F / °C]	15 - 131 / 0 - 55
Dimensions [in. / mm]	6.2 x 5.9 x 4.2 / 158 x 150 x 107



POSITIONIT CONTINUOUS ROTATION PAN AND TILT POSITIONERS

for Mobile Applications



PI-35 CR



PI-75 CR



PI-150 CR

The PositionIt range of pan and tilt positioners are now available with **Continuous Rotation** panning operation. All PositionIt models include improved, next-generation control electronics and software while retaining the rugged reliability of the original PositionIt range. The updated PositionIt series is fully backwards compatible regarding connection points, electronics, and software with the previous generation. Improved motor control is assured with higher resolution speed control, slower minimum speeds, and user adjustable minimum speeds and speed ramps. The GUI for configuring and commissioning allows users to set and adjust many features that were originally factory set only. It also boasts many features such as the ability to receive positional feedback, set home position and limit stops and fault diagnostics.

- Designed, manufactured, and tested to excel in mobile applications
 - Hardened metal gears
 - MIL-STD 810 certified by independent laboratory
- Strong, lightweight construction
 - Die-cast aluminum housing
 - Stainless steel fasteners
- Regenerative Braking
 - On motor shaft
- New Graphical User Interface (GUI)
 - Greater level of control with user set features
 - Faster set-up
 - Positional feedback
- More precise than ever
 - Higher level of motor control
 - Greater positional accuracy
- Flexible Connection
 - Bottom or side
- Universal mounting plate
 - Suitable for most common payloads
- Pelco-D over RS-485 Communications
- Weather-proof
 - IP 68 Rated
- Long Operational Life
- Backwards compatible
- 2 Year warranty

POSITIONIT PAN AND TILT POSITIONERS

for Mobile Applications

POSITIONIT®



PI-12



PI-35



PI-75



PI-150



SPECIFICATIONS

PositionIt	PI-12	PI-35	PI-75	PI-150
Payload Capacity* [ft lb / Nm]	12 / 6	35 / 47	75 / 101	150 / 202
Overall Height [in. / mm]	8.9 / 225	9.7 / 246	11.32 / 287.7	11.32 / 287.7
Overall Width [in. / mm]	9.9 / 252	10.8 / 273	9.21 / 234	12.4 / 314
Overall Depth [in. / mm]	3.9 / 100	5.7 / 144	6.8 / 171	6.8 / 171
Weight [lb. / kg]	10 / 5	20 / 9	35 / 16	37 / 17
Operating Temperature [°F / °C]	-40 to 140 / -40 to 60	-40 to 140 / -40 to 60	-40 to 140 / -40 to 60	-40 to 140 / -40 to 60
IP Rating	IP68 - Waterproof	IP68 - Waterproof	IP68 - Waterproof	IP68 - Waterproof
Pan Axis	400° [± 200°]	400° [± 200°]	400° [± 200°]	400° [± 200°]
Pan Speed [proportional] [per second]	1 to 6°	1° to 12°	0.02° to 6.5°	0.02° to 6.5°
Tilt Axis	180° [± 90°]	180° [± 90°]	180° [± 90°]	180° [± 90°]
Tilt Speed [proportional] [per second]	1 to 6°	1° to 12°	0.02 to 5.5°	0.02 to 5.5°
Backlash	≤ 0.15°	≤ 0.15°	≤ 0.15°	≤ 0.15°
Repeatability	≤ 0.3°	≤ 0.3°	≤ 0.3°	≤ 0.3°
Maximum Continuous Power	44 W	44 W	44 W	44 W
Maximum Running Current	1.85 amps	1.85 amps	1.85 amps	1.85 amps
Input Voltage	24 VDC - Converters available for 12 VDC and AC power sources			

PositionIt Continuous Rotation	PI-35 CR	PI-75 CR	PI-150 CR
Payload Capacity* [ft lb / Nm]	35 / 47.45	75 / 101.68	150 / 203.37
Overall Height [in. / mm]	13.4 / 341	15.1 / 383.1	15.2 / 385.1
Overall Width [in. / mm]	10.7 / 273	11.3 / 287.02	14.6 / 370.84
Overall Depth [in. / mm]	6.1 / 154.9	7.19 / 182.67	7.19 / 182.67
Weight [lb. / kg]	25.57 / 11.6	41.45 / 18.8	46.52 / 21.1
Operating Temperature [°F / °C]	-40 to 140 / -40 to 60	-40 to 140 / -40 to 60	-40 to 140 / -40 to 60
Pan Degrees of Rotation [Continuous]	0° to 360°	0° to 360°	0° to 360°
Tilt Degrees of Rotation	+90° / -90°	+90° / -90°	+90° / -90°
Pan Speed [Proportional] [per second]	12°	6.5°	6.5°
Tilt Speed [Proportional] [per second]	12°	5.5°	5.5°
Backlash	≤ 0.15°	≤ 0.15°	≤ 0.15°
Repeatability	≤ 0.3°	≤ 0.3°	≤ 0.3°
Maximum Continuous Power	44 W	44 W	44 W
Maximum Continuous Current	1.85 amps	1.85 amps	1.85 amps
Input Voltage	24 VDC	24 VDC	24 VDC
Protocol	Pelco D used [Pelco P available]		
Ingress Protection Rating	IP68	IP68	IP68
Baud Rate	2,400 bps [Other Baud Rates Available]		

*Capacity measured at 12 inches or less from the tilt axis.
Dimensions and weights are for reference only and are subject to change. Contact Will-Burt for current engineering specifications.

Pin-Out & Flying Lead Assignment			
Pin No.	Wire Identification / Color	Assignment	Maximum Current
A	N/A	N/A	N/A
B	Red	+ ve	3 A
C	Black	- ve	3 A
D	Green	Ground	1 A [24 AWG]
E	White/Brown	AUX Data	1 A [24 AWG]
F	Brown	AUX Data	1 A [24 AWG]
G	White/Yellow	Data B	N/A
H	Yellow	Data A	N/A
J	White/Blue	AUX Data	1 A [24 AWG]
K	N/A	N/A	N/A
L	COAX [RG179]	COAX [RG179-75 Ohm]	N/A
M	Blue	AUX Data	1 A [24 AWG]

Cable Assembly Specification	
Connector Type	Circular Connector, 12 Way
Cable Type	10 Core Composite Cable
Voltage Rating	24v
Max Current Rating	3A
Temperature Range [°F / °C]	-40 to +80
Ingress Protection	IP68 Connector

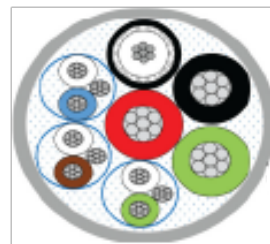
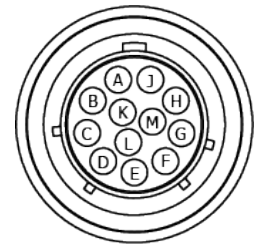


Image to show twisted pair data cables for clarity with pin-out table



Connector Face

POSITIONIT CONTROLLERS

Handheld Controller | Rack Mount Controller

HANDHELD CONTROLLER

The Pelco-D compatible handheld controller with LED screen has all of the features necessary to optimize the performance of the Positionit positioner. The precision 4D joystick controller flawlessly controls the pan and tilt functions. Includes LED screen, keyboard and programmable presets that simplify operation. The positioner handheld controller can also be optionally used in conjunction with the pan and tilt positioner controller.

Input Voltage	12V DC
Communication Interface	RS485
Operating Temperature [°F / °C]	15 - 131 / 0 - 55
Dimensions [L x W x H] [in. / mm]	6.2 x 5.9 x 4.2 / 158 x 150 x 107



RACK MOUNT CONTROLLER

The 19-inch [2U] Rack Mount Positioner Controller from Will-Burt is loaded with new features. You will always know the status of the positioner with real-time positional, speed, and status feedback. Control multiple positioners and third-party equipment with a single controller. This controller is optimized for positioners with stow and deploy buttons located on the front panel.

The latest Positioner Controller from Will-Burt will simplify deployment and operation of communications and video equipment.

- LCD Home Screen displays real-time positioner information
- LCD Selector Menu provides additional control functionality
- Control third-party equipment through [7] digital discrete outputs with USB and RS-485 inputs
- Control multiple positioners in single system through address selection
- Positioner control with front panel directional push buttons and configurable 'Stow' & 'Unstow' presets
- Pelco-D over RS-485 half-duplex output to positioner
- 100-240VAC input voltage with 24VDC output voltage to positioner

Input Voltage	100-240VAC
Output Voltage	24VDC
Communication Interface	Pelco-D over RS-485 half-duplex at 2400 bps
Operating Temperature [°F / °C]	32 to 122 / 0 to 50
Dimensions [in. / cm]	19 x 3.5 x 11.7 / 48.26 x 8.81 x 29
Weight [lb. / kg]	6.6 / 3



ACCUPOINT CONTINUOUS ROTATION POSITIONERS

for Static Applications



AP CR-8



AP CR-30



AP CR-50

The AccuPoint Continuous Rotation range of positioners for static mount applications, maintaining everything that was great about the AccuPoint range but now with Continuous Rotation capability. The AccuPoint Continuous Rotation Range utilizes a high-quality slip ring with RG179 75 Ohm COAX compatibility. The AccuPoint Continuous Rotation positioners provide high positional accuracy and are easier to use than ever. With a greater level of motor control, your surveillance capability will be at its highest and antenna accuracy will be precise. Supplied with a simple graphic interface (GUI), it is now easier to configure allowing faster installation times and more capabilities to fulfill your specifications. Know the exact pointing location of your device with positional feedback and adjust it easily to the direction needed.

Improved motor control is assured with higher resolution speed control, slower minimum speeds, and user adjustable minimum speeds and speed ramps. The new GUI for configuring and commissioning allows users to set home positions, receive position feedback, and adjust many other features that were originally factory set standards. Rugged and robust as ever before, AccuPoint can withstand the harshest weather conditions.

Available in three sizes, all units can be configured for over-the-top or side mount operation.

- Continuous Rotation pan operation.
- High Quality slipring with 3G-SDI video transmission capability.
- Backwards compatible
- Greater level of control with user set features
- Faster setup
- Higher level of motor control and greater positional accuracy
- Positional feedback
- Rugged and robust
- Pelco D over RS485 Communications
- IP68 Rated
- 3-year warranty

Model	AP CR-8	AP CR-30	AP CR-50
Mounting Option	Over The Top	Over The Top	Over the Top
Height [Standard] [in. / mm]	15.0 / 381.6	13.4 / 341.2	11.2 / 283.5
Platform Width [in. / mm]	9.2 / 234	7.8 / 197	5.8 / 147
Total Width [in. / mm]	9.6 / 243.6	8.2 / 207.5	6.2 / 158
Depth [without plugs] [in. / mm]	7.1 / 179	5.9 / 151	5 / 129
Weight [lb. / kg]	38.6 / 17.5	21.9 / 9.9	7.5 / 3.4
Voltages	24 VDC – Converters available for 12 VDC and AC power sources		
Pan Gear Box Speed [Max] [per second]	30°	48°	24°
Tilt Gear Box Speed [Max] [per second]	10°	12°	6°
Capacity [ft-lb]	50	30	8
Pan Range	Continuous	Continuous	Continuous
Tilt Range	+90° / -45°	+90° / -45°	+90° / -45°
Backlash	≤ 0.15°	≤ 0.15°	≤ 0.15°
Repeatability	≤ 0.3°	≤ 0.3°	≤ 0.3°
Ingress Protection	IP68	IP68	IP68
Temperature Range [°F / °C]	-40 to 140 / -40 to +60	-40 to 140 / -40 to +60	-40 to 140 / -40 to +60
Maximum Continuous Power	44 W	44 W	44 W
Max Current Draw	1.85 amps	1.85 amps	1.85 amps
Protocol	RS485 / Pelco D	RS485 / Pelco D	RS485 / Pelco D
Absolute Positioning	Yes	Yes	Yes
Positional Feedback	Yes	Yes	Yes
Application	Static Mount	Static Mount	Static Mount
Housing Color	Grey	Grey	Grey
Addresses	User Set via GUI	User Set via GUI	User Set via GUI

Pin-Out & Flying Lead Assignment

Pin No.	Wire Identification / Color	Assignment	Maximum Current
A	N/A	N/A	N/A
B	Red	+ ve	3 A
C	Black	- ve	3 A
D	Green	Ground	1 A [24 AWG]
E	White/Brown	AUX Data	1 A [24 AWG]
F	Brown	AUX Data	1 A [24 AWG]
G	White/Yellow	Data B	N/A
H	Yellow	Data A	N/A
J	White/Blue	AUX Data	1 A [24 AWG]
K	N/A	N/A	N/A
L	COAX [RG179]	COAX [RG179-75 Ohm]	N/A
M	Blue	AUX Data	1 A [24 AWG]

Cable Assembly Specification

Connector Type	Circular Connector, 12 Way
Cable Type	10 Core Composite Cable
Voltage Rating	24v
Max Current Rating	3A
Temperature Range [°F / °C]	-40 to +80
Ingress Protection	IP68 Connector

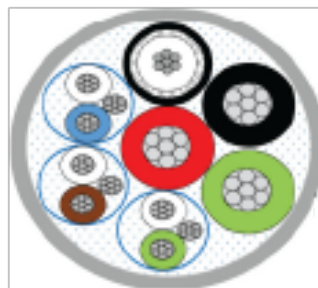
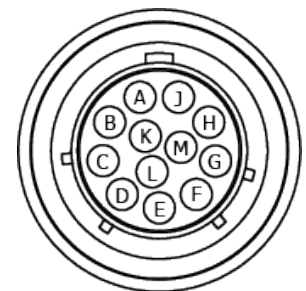


Image to show twisted pair data cables for clarity with pin-out table



Connector Face

AccuPOINT®

OVER THE TOP MOUNT



AP-8



AP-30



AP-50

ACCUPOINT OVER-THE-TOP & SIDE MOUNT POSITIONERS for Static Applications

The AccuPoint range of positioners, retaining everything that was great about the original static mounted range but now includes our improved next generation control electronics.

The AccuPoint series is dimensionally and electrically identical to the first generation of Will-Burt positioners with backwards compatible software. Improved motor control is assured with higher resolution speed control, slower minimum speeds, and user adjustable min speeds and speed amps. The new GUI for configuring and commissioning allows users to set home positions, receive position feedback, and adjust many other features that were originally factory set standards. Rugged and robust as ever before, AccuPoint can withstand the harshest weather conditions.

- Backwards compatible
- Greater level of control with user set features
- Higher level of motor control and greater positional accuracy
- Faster setup
- Positional feedback
- Rugged and robust
- Pelco D over RS485 Communications
- IP68 Rated
- 3 year warranty



AccuPOINT®

SIDE MOUNT

**AP-8****AP-30****AP-50**

Model	AP-8		AP-30		AP-50	
	Side Mount	Over the Top	Side Mount	Over the Top	Side Mount	Over the Top
Height (Standard) [in. / mm]	5.2 / 131	5.8 / 146.2	7.4 / 187	8 / 204	9.3 / 235.1	9.8 / 248.1
Platform Width [in. / mm]	6.4 / 162.1	5.8 / 147	7 / 178.7	7.8 / 197	7 / 177.2	9.2 / 234
Total Width [in. / mm]	12.2 / 309.5	6.2 / 158.1	14.6 / 369.8	8.2 / 207.5	15.8 / 400.9	9.6 / 243.6
Depth [without plugs] [in. / mm]	5.2 / 132	5 / 127	6 / 152.8	5.9 / 149.64	7 / 177	7 / 177
Weight [lb. / kg]	< 5.5 / 2.5	< 5.07 / 2.3	< 14.55 / 6.6	< 14.7 / 6.7	< 27.4 / 12.45	< 29.7 / 13.5
Voltages	24 VDC – Converters available for 12 VDC and AC power sources					
Pan Gear Box Speed [Max]	24°/sec		48°/sec		30°/sec	
Tilt Gear Box Speed [Max]	6°/sec		12°/sec		10°/sec	
Capacity [ft-lb]	8		30		50	
Pan Range	±180°		±180°		±180°	
Tilt Range	±90°	+90° / -45°	±90°	+90° / -45°	±90°	+90° / -45°
Backlash	0.15°		0.15°		0.15°	
Repeatability	< 0.3°		0.3°		< 0.3°	
Ingress Protection	IP68		IP68		IP68	
Temperature Range [°F / °C]	-4 to 122 / -20 +50		-4 to 122 / -20 +50		-4 to 122 / -20 +50	
Max Current Draw	0.85 A		1.85 A		1.85 A	
Protocol	RS485 / Pelco D		RS485 / Pelco D		RS485 / Pelco D	
Absolute Positioning	Yes		Yes		Yes	
Positional Feedback	Yes		Yes		Yes	
Application	Static Mount		Static Mount		Static Mount	
Housing Color	Grey		Grey		Grey	
Addresses	User Set via GUI		User Set via GUI		User Set via GUI	

Revised: January, 2025_v1

MAINTENANCE FREE ALL-WEATHER ENVIRONMENTAL CAMERA HOUSINGS



SMALL 901



MEDIUM 900



LARGE 902



WIDE 903 STANDARD



WIDE 903 SHORT



WIDE 903 WITH FAN COOLED SUNSHIELD

Made to a proven, traditional design, the Mitre range of environmental camera housings are extremely compact yet spacious enough [particularly the new 903] to accommodate larger camera/lens combinations.

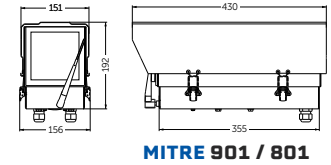
Broadening the range of applications to include corrosive and clean environments, Small [901] and Medium [900] aluminium cased housings cases are now available in 316 stainless steel [801 and 800].

Toughened glass and stainless steel fittings/ fastenings ensure long operational life and two entry glands and a grommetted hole are provided for efficient cable management to secure the units' IP66 integrity.

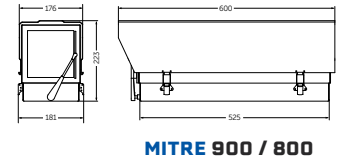
A deep base allows the fitting of an optional integral wiper which incorporates a micro switch for self-parking. Standard accessories include an extended camera plate, steel safety strap and wiring distribution block. A PTC resistor heater with progressive performance is also provided which eliminates the need for a thermostat and when the heat's on, optional double skinned sunshields are available for all models. The roomy new 903 [standard length] can even be supplied with a fan cooled sunshield which draws air through the housing to prevent overheating in extreme conditions.



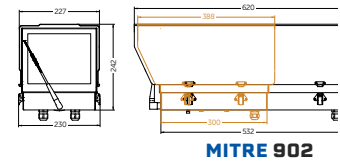
- Uncompromising construction
 - Lightweight sheet aluminium or 316 stainless steel casing and tray
- New 903 series
 - Extra height and width as standard plus short and integral cooling fan versions
- Deep bottom tray
 - Suitable for housing integral wiper or accessories such as receivers or RF TX's & Rx's
- Built to last
 - Stainless steel fastenings
- Weatherproof
 - Sealed to IP rating 66
- Accessories
 - Extended paxolin camera plate and stainless steel safety strap
- PTC Resistor heater
 - Progressive performance without the need of a thermostat [available on request]
- Cable management
 - Two entry glands at 20mm and one hole at 25mm for Kopex or Adaptaflex
- Integral wiper option
 - Micro switch self parking wiper with blade toggle action



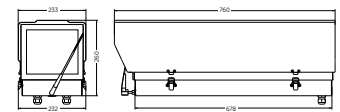
MITRE 901 / 801



MITRE 900 / 800



MITRE 902



MITRE 903 / 903 SHORT

Model	901	900	903 Standard	903 Short	902
Height [in. / mm]	7.6 / 192	9.1 / 230	9.5 / 242	9.5 / 242	10.2 / 259
Width over clips [in. / mm]	6.2 / 156	7.1 / 180	9.1 / 230	9.1 / 230	9.1 / 232
Width over sunshield [in. / mm]	6.0 / 151	6.9 / 174	8.9 / 227	8.9 / 227	9.2 / 233
Length over sunshield [in. / mm]	17.0 / 430	23.6 / 600	24.4 / 620	15.3 / 388	30.0 / 760
Depth inside base [in. / mm]	2.2 / 55	2.2 / 55	2.3 / 57	2.3 / 57	2.2 / 55
Weight [Aluminium without wiper] [lb. / kg]	< 5.5 / 2.5	< 7.7 / 3.5	15.4 / 7	8.8 / 4	< 13.2 / 6.0
Weight [Aluminium with wiper] [lb. / kg]	< 6.6 / 3.0	< 8.8 / 4.0	16.5 / 7.5	9.9 / 4.5	< 14.3 / 6.5
Weight [316 stainless without wiper] [lb. / kg]	10.4 / 4.7	18.1 / 8.2	N/A	N/A	N/A
Weight [316 stainless with wiper]	TBA	TBA	N/A	N/A	N/A

Fixing centres

Base	4 holes tapped M6 on 101.6 PCD [4"] square to base
Platform	4 slots 7.0 wide x 25 long in 225 long Paxolin or aluminium [903 units] plate [1 x ¼" UNC hex screw supplied]
Voltage	24VDC nominal
Capacity [l x w x h] [in. / mm]	13.0 x 4.5 x 4.3 / 330 x 114 x 110 20.1 x 5.5 x 5.7 / 510 x 140 x 145 19.9 x 7.0 x 6.6 / 505 x 178 x 167 10.8 x 7.0 x 6.6 / 273 x 178 x 167 25.6 x 7.1 x 6.7 / 650 x 180 x 170
Options [all models]	Integral self parking wiper, internal fan, washer, thermostat, double skinned sunshield
Heater	Progressive up to 32W
Wiring and connections [in. / mm]	Single row [double row with fan option], 12 way terminal block[s], .08 x .79 / 2 x 20 cable glands plus blanked, .98 / 25 hole for Kopex or Adaptaflex
Recommended cable	16/0.2 [rated at 230V for mains versions]
House color [900 series]	Grey
Temperature Range [°F / °C]	-4 to 122 / -20 to +50

INTEGRATED VIDEO SYSTEMS

Will-Burt's video systems have been designed for integration into a wide variety of elevation and light tower solutions. Video solutions have been specifically designed for many industries such as Fire and First Responders, Broadcast, Security, Police, Towing, Oil and Gas, Mining and Construction. Will-Burt can also design custom packages to meet your unique requirements.



Night Scan®
Light Tower with Camera



Hurry Up
Portable, Pump Up Mast



GEROH KVK
Robust, Crank Mast



Inflexion™
Roof-Mount, Fold-Down Mast

INTEGRATED VIDEO SYSTEMS



Clark QT Series
Portable, Pump Up Mast



Night Scan® Powerlite Light Tower
with Viper PTZ Camera



Night Scan®
Command Center Application

CONTACT YOUR SALES REPRESENTATIVE TODAY



Contact Us
Complete a Contact Form

WILL-BURT NORTH AMERICA
WORLD HEADQUARTERS

401 Collins Boulevard, Orrville, OH 44667 USA
Telephone: +1 330 682 7015
Mast Customer Service: +1 330 684 4000
Fax: +1 330 684 1190
Email: info@willburt.com

WILL-BURT
UNITED KINGDOM

Unit 5b, Station Approach, Four Marks,
Alton Hampshire, GU34 5HN, United Kingdom
Telephone: +44 (0) 1403 265532
Fax: +44 (0) 1403 259072
Email: info@willburt.com

WILL-BURT INTEGRATION
ALUMA TOWER | ITS

7750 9th Street SW
Vero Beach, FL 32968 USA
Telephone: +1 772 567 3423 | +1 800 850 8535
Fax: +1 772 567 3432
Aluma Tower Email: info@alumatawer.com
ITS Email: programs@itstowers.com

WILL-BURT ASIA
SINGAPORE SALES OFFICE

1 Fullerton Road, #02-01
One Fullerton, Singapore 049213
Telephone: +65 6832 5689
Fax: +65 6722 0664
Email: info@willburt.com

WILL-BURT
GERMANY

Fischerergasse 25
D-91344 Waischenfeld, Germany
Telephone: +49 9202 180
Fax: +49 9202 1811
Email: info@willburt.com

CLARK MASTS
A WILL-BURT COMPANY

18-20 Ringwood Road, Binstead,
Isle of Wight, PO33 3PA, England
Telephone: +44 (0) 1983 563691/567090
Fax: +44 (0) 1983 566643/811157
E-mail: sales@clarkmasts.com

The Will-Burt Company, headquartered in Orrville, Ohio, USA, is the world's premier manufacturer of mobile telescoping masts, towers and pan and tilt positioners. We offer virtually every mobile payload elevation and integration solution for defense, government, first responders, cellular and mobile, broadcast, energy production and other markets. Will-Burt also offers contract manufacturing, metal fabrication, powder-coating, and rapid prototyping services. Will-Burt is an international company with offices and manufacturing in the USA, England, and Germany along with offices in Singapore. All Will-Burt Company manufacturing locations are backed by a certified ISO 9001:2015 Quality Management System. Incorporated in 1918, Will-Burt is 100% employee-owned and is classified as a small business.

*Disclaimer: Dimensions and weights are for reference only and are subject to change.
Please contact Will-Burt for current engineering specifications.*



Will-Burt Terms and Conditions of Sale:
<https://www.willburt.com/support/service/will-burt-terms-conditions-of-sale/>

February, 2026
The Will-Burt Company
ISO 9001:2015
INNOVATION ELEVATED®