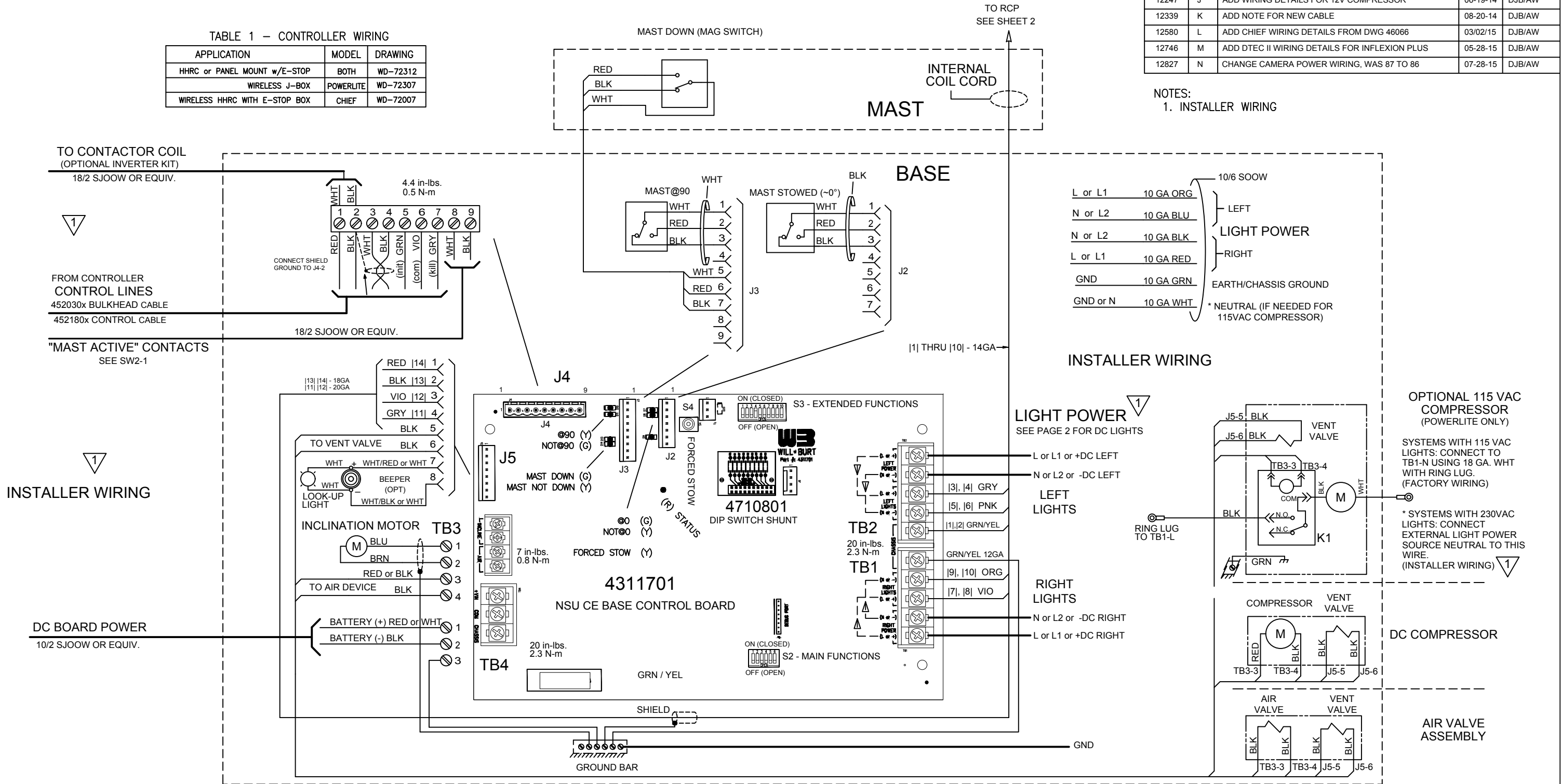


REVISIONS				
ECN	REV	DESCRIPTION	DATE	BY/APPL
12247	J	ADD WIRING DETAILS FOR 12V COMPRESSOR	06-19-14	DJB/AW
12339	K	ADD NOTE FOR NEW CABLE	08-20-14	DJB/AW
12580	L	ADD CHIEF WIRING DETAILS FROM DWG 46066	03/02/15	DJB/AW
12746	M	ADD DTEC II WIRING DETAILS FOR INFLEXION PLUS	05-28-15	DJB/AW
12827	N	CHANGE CAMERA POWER WIRING, WAS 87 TO 86	07-28-15	DJB/AW

TABLE 1 - CONTROLLER WIRING

APPLICATION	MODEL	DRAWING
HHRC or PANEL MOUNT w/E-STOP	BOTH	WD-72312
WIRELESS J-BOX	POWERLITE	WD-72307
WIRELESS HHRC WITH E-STOP BOX	CHIEF	WD-72007

NOTES:  
1. INSTALLER WIRING



OPTIONAL 115 VAC COMPRESSOR (POWERLITE ONLY)  
SYSTEMS WITH 115 VAC LIGHTS: CONNECT TO TB1-N USING 18 GA. WHT WITH RING LUG. (FACTORY WIRING)  
\* SYSTEMS WITH 230VAC LIGHTS: CONNECT EXTERNAL LIGHT POWER SOURCE NEUTRAL TO THIS WIRE. (INSTALLER WIRING)

DC COMPRESSOR

AIR VALVE ASSEMBLY

AWG	in-lbs.
14-10 CU	20
12-10 AL	20
(2)14, 12 CU	25
(2)12, 10 AL	25
8	25
6 - 4	35

BASE DIP SWITCH S2: MAIN FUNCTIONS

POS	OFF (OPEN)	ON (CLOSED)
1	J4 8,9 OPEN WHEN ACTIVE	J4 8,9 CLOSED WHEN ACTIVE
2	NFPA MODE	STANDARD
3	RCP	NO RCP
4	ROOF MOUNT	VERTICAL
5	UNUSED	UNUSED
6	NORMAL	DO NOT USE

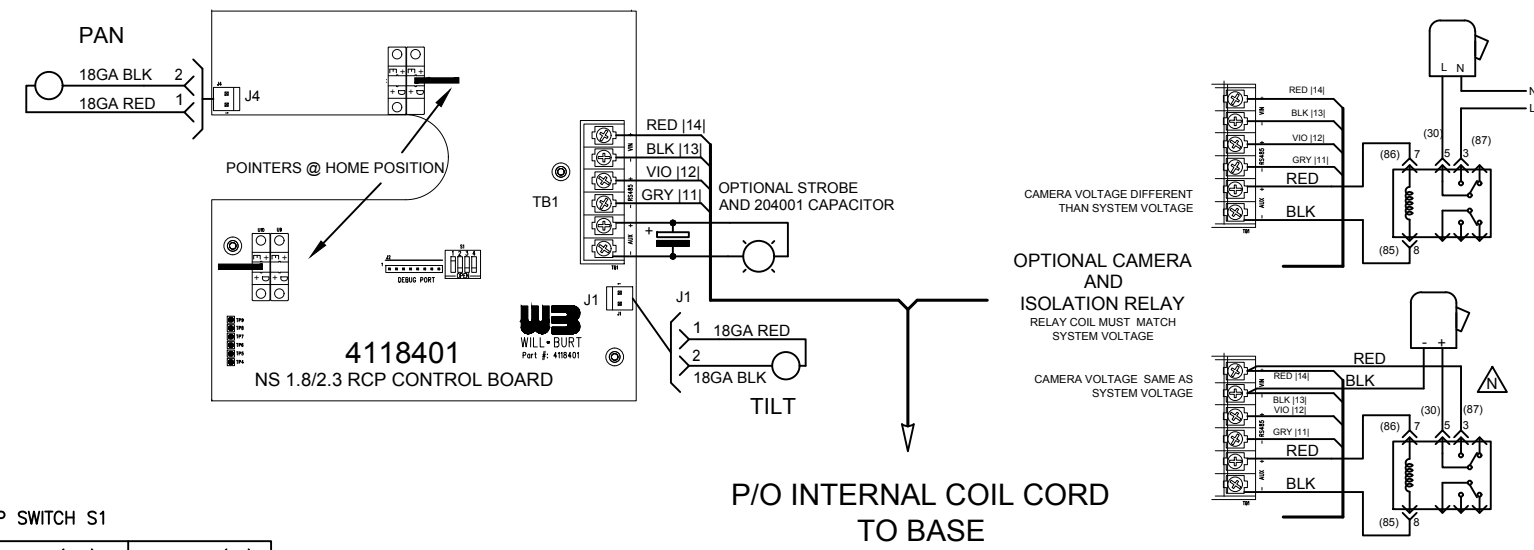
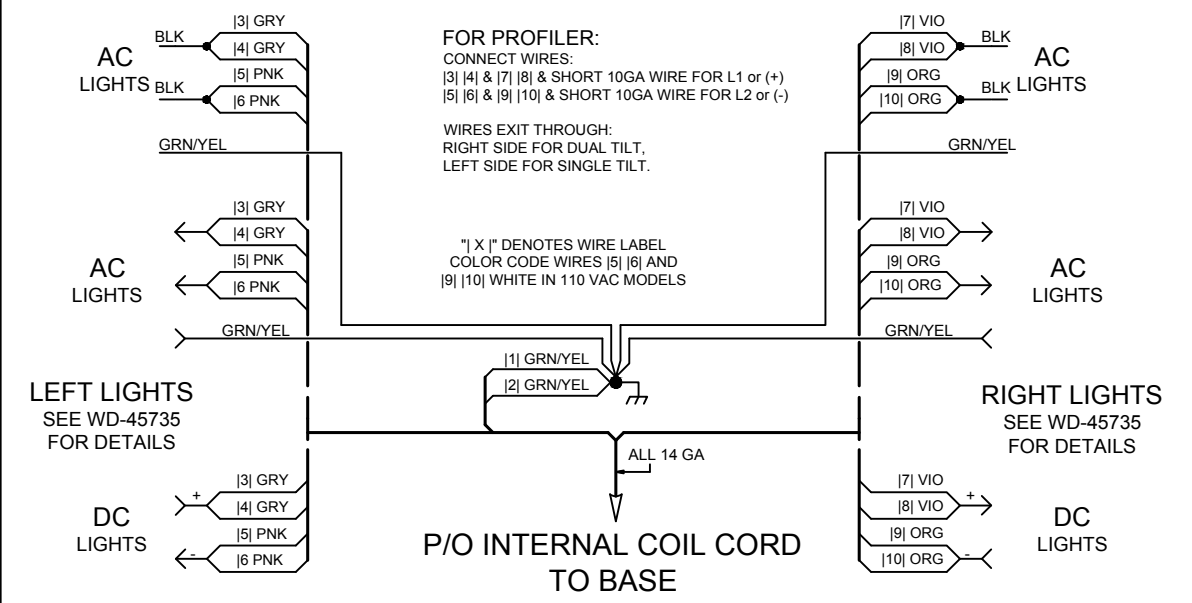
BASE DIP SWITCH S3: EXTENDED FUNCTIONS\* OR SET CHIEF WIRELESS ADDRESS

POS	OFF (OPEN)	ON (CLOSED)
1	NO D-TEC	D-TEC PRESENT
2	NO WELL COVER	WELL COVER
4*	-	ENABLE EXTENDED FUNCTIONS
8	-	+5 SEC. UP TO RCP ACTIVE
9	-	+10 SEC. UP TO RCP ACTIVE
3, 5-7, 10	- NOT USED	

MATERIAL NS Universal.DWG	UNLESS OTHERWISE SPECIFIED DIMENSIONS ARE IN INCHES TOLERANCES ON: DECIMALS ANGLES 0 = ± 0.000 ± 1/2° FRACTIONS ± BREAK ALL SHARP CORNERS 125° ON ALL MACHINED SURFACES	THIS DOCUMENT CONTAINS PROPRIETARY INFORMATION AND SHALL NOT BE USED OR REPRODUCED OR ITS CONTENTS DISCLOSED IN WHOLE OR IN PART, WITHOUT THE PRIOR WRITTEN CONSENT OF THE WILL-BURT COMPANY. FOR LOGISTICAL SUPPORT ONLY	AN EMPLOYEE OWNED COMPANY ORRVILLE, OHIO NightScan Products, roof-mount WITH 4311701 UNIVERSAL CONTROL BASE WIRING
FINISH	SIGNATURE DR. BY DJB CK. BY X APP. BY X	DATE 02-27-15 x x	SIZE DWG. No. B WD-46276 SCALE NTS SHEET 1 OF 2

REVISIONS				
ECN	REV	DESCRIPTION	DATE	BY/APPL
12247	J	ADD WIRING DETAILS FOR 12V COMPRESSOR	06-19-14	DJB/AW
12339	K	ADD NOTE FOR NEW CABLE	08-20-14	DJB/AW
12580	L	ADD CHIEF WIRING DETAILS FROM DWG 46066	03/02/15	DJB/AW
12746	M	ADD DTEC II WIRING DETAILS FOR INFLEXION PLUS	05-28-15	DJB/AW
12827	N	CHANGE CAMERA POWER WIRING, WAS 87 TO 86	07-28-15	DJB/AW

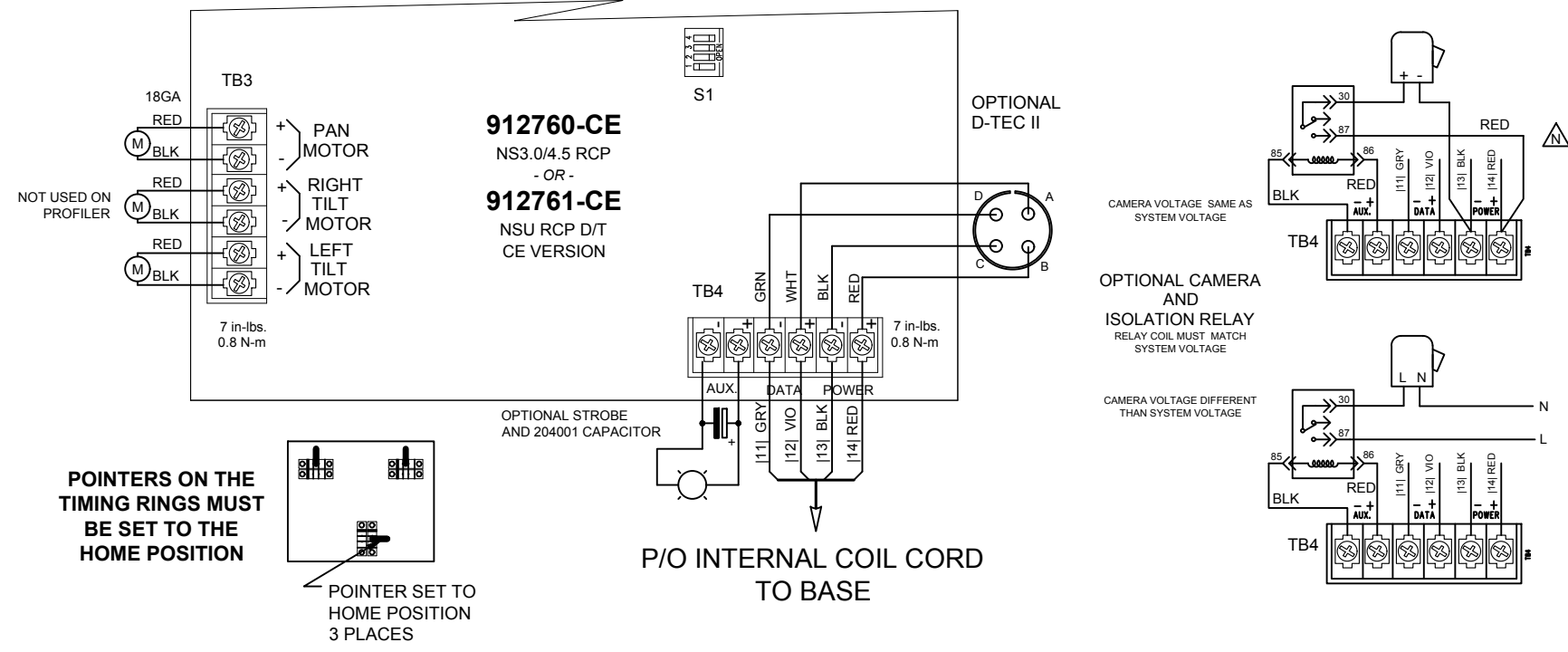
# LIGHT POWER WIRING



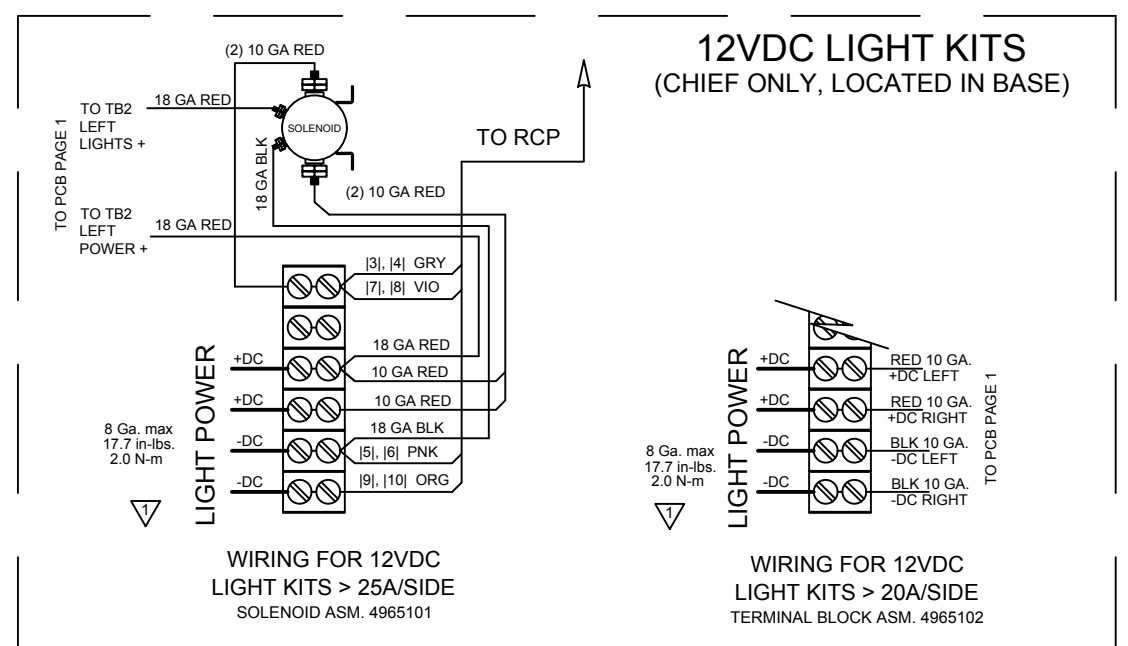
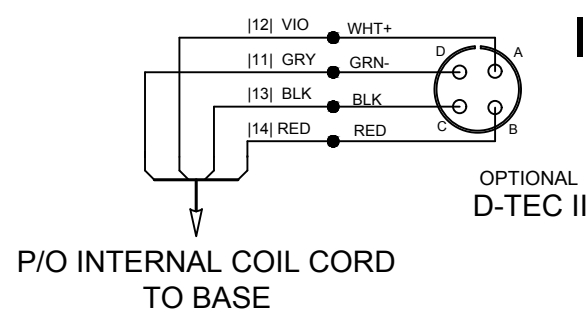
## SINGLE-TILT RCP DUAL-TILT RCP

RCP DIP SWITCH S1

POS	OPEN (OFF)	CLOSED (ON)
1	STOP ON FAULT	STOW ON FAULT
2	NOT PROFILER	PROFILER
3	STOW WHILE LOWERING	STOW BEFORE LOWERING
4	DEFAULT	FACTORY ONLY



## INFLEXION Plus



MATERIAL NS Universal.DWG	UNLESS OTHERWISE SPECIFIED DIMENSIONS ARE IN INCHES	THIS DOCUMENT CONTAINS PROPRIETARY INFORMATION AND SHALL NOT BE USED OR REPRODUCED OR ITS CONTENTS DISCLOSED IN WHOLE OR IN PART, WITHOUT THE PRIOR WRITTEN CONSENT OF THE WILL-BURT COMPANY.	AN EMPLOYEE OWNED COMPANY ORRVILLE, OHIO	
FINISH	TOLERANCES ON: DECIMALS ANGLES 0 = ± 1/2" 0.0 ± 0.00 ±		NightScan Products, roof-mount WITH 4311701 UNIVERSAL CONTROL RCP WIRING	
	FOR LOGISTICAL SUPPORT ONLY	SIGNATURE	DATE	SIZE DWG. No.
	BREAK ALL SHARP CORNERS 125° ON ALL MACHINED SURFACES	DR. BY DJB	-	B DWG. No. WD-46276
		CK. BY JMK	-	SCALE NTS SHEET 2 OF 2
		APP. BY	-	